City of Decatur, Illinois
2017
Annual Budget
Approved by the
Decatur City Council

Tim Gleason
City Manager

Gregg D. Zientara
City Treasurer & Director of Finance

Council Meeting
November 21, 2016

Budget Publication Date: ***November 7, 2016***

City of Decatur, Illinois
2017
Budget
Table of Contents

Page	Schedule	Fund Number
4	City Organization Chart	
5	City Fund Summary	
7	General Fund Summary	10
9	Staffing Headcount	
	Fund Statement of Activity	
11	General Fund	10
39	Economic Development	12
40	Home Programs	17
41	Community Development Block Grant (CDBG)	18
43	TIF Olde Towne	19
44	TIF Southeast Plaza	20
45	TIF Wabash Crossing	21
46	Decatur Urban Area Transit Study (DUATS)	22
47	TIF Eastgate	23
48	TIF Southside	24
49	Police Drug Enforcement	25
50	Police DUI Fines & Fees	26
51	Police Lab & Programs	27
52	TIF Pines Shopping	28
53	TIF Grand & Oakland	29
54	Radio Communications	30
55	Fire Special Programs & Cadets	31
56	Fire Grant Funding	32
57	Police Capital	33
58	Building Fund	34
59	Decatur Public Library	35
62	City Municipal Band	36
63	Police Justice Administrative Grants	39
64	Public Education & Government (PEG)	40
65	Local Motor Fuel Tax	42
66	2010 Bond Project Construction	43
67	Capital Projects	45
68	Motor Fuel Tax	46
69	Major Moves	47
70	Fire Capital	49
71	Debt Service	50
74	Library Capital	58
75	City of Decatur Library Trust	59
76	Fleet Maintenance	60

City of Decatur, Illinois
2017
Budget
Table of Contents

Page	Schedule	Fund Number
78	Equipment Replacement	61
79	Risk Management	64
81	Employee Benefit	65
82	Management Information Service Operations	67
84	Mass Transit Operations	70
89	Information Technology Capital	77
90	Storm Water Fund	78
91	Sewer Fund	79
93	Water Management Operating	80
101	Water Management Capital	81
103	DCDF	82
104	Neighborhood Improvements	83
105	Urban Revitalization	84
106	Grants	85
107	Water Debt Service	86
108	Recycling Program Operations	88
109	Water Construction Bond	89
110	Firefighter Pension	90
111	Police Pension	91

City of Decatur, Illinois
Organizational Chart

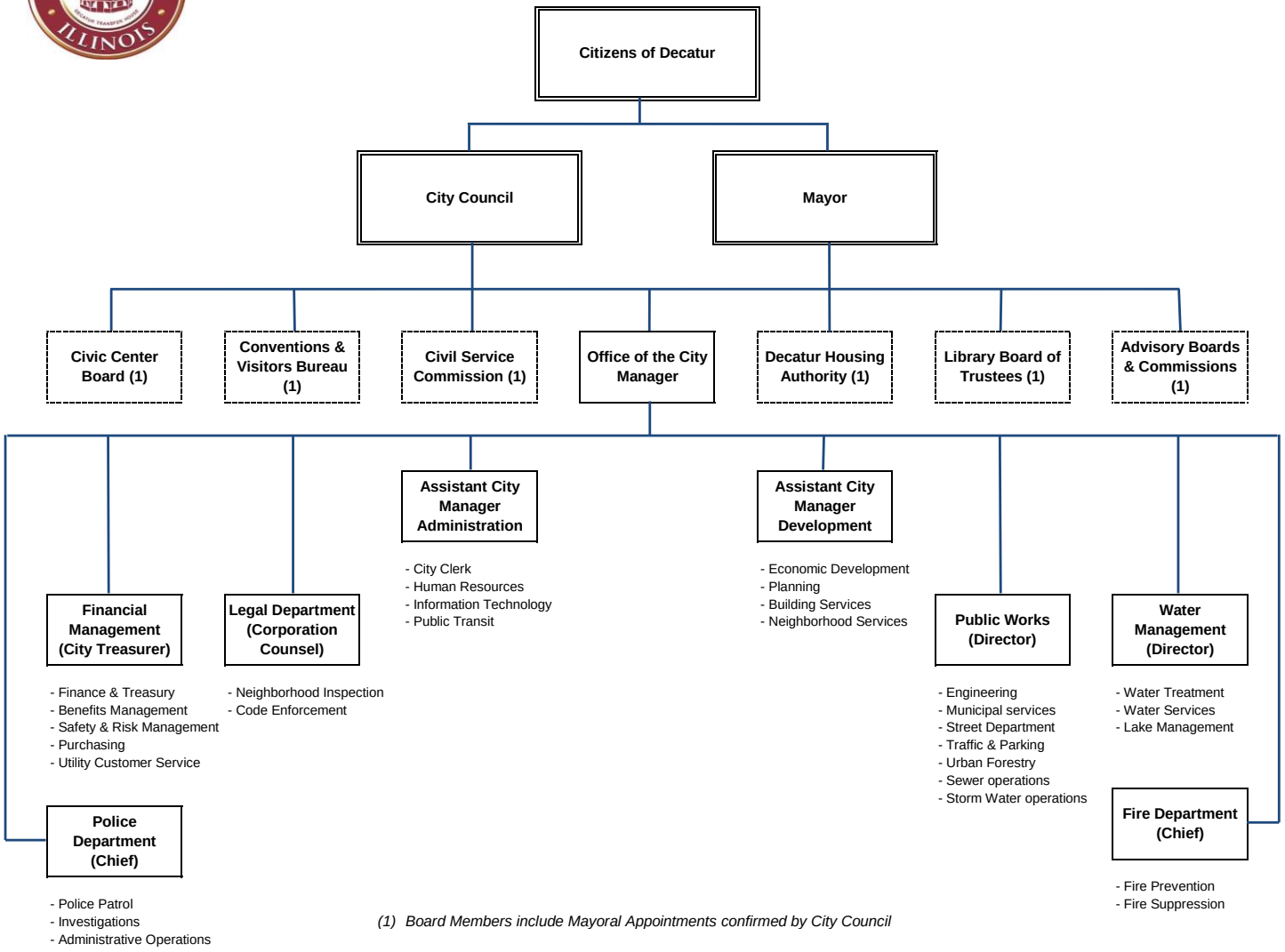

(1) Board Members include Mayoral Appointments confirmed by City Council

Effective as of November 1, 2016

City of Decatur, Illinois
2017 Budget
Fund Revenue & Expenditure Summary

Fund	Fund Name	Proposed Budget Period 2016					
		Beginning Fund Balance	Revenue	Expense	Surplus (Deficit)	Interfund Loans	Ending Fund Balance
10	**General Fund**	3,255,990	67,500,000	67,100,000	400,000		3,655,990
	Special Revenue Funds						
12	Economic Development Development	350,000	468,000	728,500	(260,500)		89,500
17	HOME	50,000	799,633	799,633	-		50,000
18	CDBG	-	2,636,514	2,632,835	3,679		3,679
22	DUATS	60,000	260,000	260,000	-		60,000
25	Police Drug Enforcement	750,000	182,300	414,392	(232,092)		517,908
26	Police DUI Fines & Fees	130,000	118,900	132,500	(13,600)		116,400
27	Police Lab & Programs	30,000	15,010	34,700	(19,690)		10,310
32	Fire Grants	4,575	100,000	100,000	-		4,575
33	Police Capital Fund	300,000	355,300	560,776	(205,476)		94,524
34	Building Fund	25,000	753,784	669,516	84,268		109,268
35	City of Decatur Library	925,000	3,642,190	3,603,824	38,366		963,366
36	Municipal Band	10,000	91,959	91,959	-		10,000
39	Police Justice Admin Grant	-	30,236	30,236	-		-
42	Local Roads & Streets	1,437,000	5,300,000	4,581,429	718,571		2,155,571
46	Motor Fuel Tax	1,400,000	2,377,950	2,614,264	(236,314)		1,163,686
47	Major Moves	75,000	-	60,000	(60,000)		15,000
49	Fire Capital	350,000	2,527,000	2,840,234	(313,234)		36,766
58	Library Capital	180,000	200,000	200,000	-		180,000
59	Library Trust	270,000	10,000	121,528	(111,528)		158,472
77	Information Technology Capital	-	515,000	487,100	27,900		27,900
82	DCDF	105,000	36,000	119,673	(83,673)		21,327
83	Neighborhood Improvements	52,000	100	50,475	(50,375)		1,625
84	Urban Revitalization	-	-	-	-		-
85	Grants	7,500	-	-	-		7,500
	xxxx	-	-	-	-		-
	Total Special Revenue Funds	6,511,075	20,419,876	21,133,574	(713,698)	-	5,797,377
	TIF Redevelopment Funds						
19	TIF Old Towne	28,000	1,023,750	1,016,887	6,863		34,863
20	TIF Southeast Plaza	513,000	429,000	550,000	(121,000)		392,000
21	TIF Wabash Crossing	180,000	215,000	205,369	9,631		189,631
23	TIF Eastgate	30,000	320,000	320,000	-		30,000
24	TIF South Side	43,000	25,500	8,100	17,400		60,400
28	TIF Pines Shopping	100,000	105,000	105,000	-		100,000
29	TIF Grand & Oakland	180,000	190,000	190,000	-		180,000
	xxxx	-	-	-	-		-
	Total TIF Redevelopment Funds	1,074,000	2,308,250	2,395,356	(87,106)	-	986,894
	Capital Funds						
40	PEG Capital	200,000	105,000	75,164	29,836		229,836
43	2010 Bond Project	345,000	-	345,000	(345,000)		-
45	Capital Project	52,000	-	-	-		52,000
	xxxx	-	-	-	-		-
	Total Capital Funds	597,000	105,000	420,164	(315,164)	-	281,836
	Debt Funds						
50	Debt Service	775,000	2,408,823	2,209,738	199,085		974,085
	xxxx	-	-	-	-		-
	Total Debt Service Funds	775,000	2,408,823	2,209,738	199,085	-	974,085

City of Decatur, Illinois
2017 Budget
Fund Revenue & Expenditure Summary

Fund	Fund Name	Proposed Budget Period 2016					
		Beginning Fund Balance	Revenue	Expense	Surplus (Deficit)	Interfund Loans	Ending Fund Balance
	Internal Service Funds						
60	Fleet Maintenance	350,000	2,574,076	2,681,526	(107,450)		242,550
61	Equipment Replacement	312,566	-	312,566	(312,566)		-
64	Risk Management	2,500,000	2,082,803	2,898,910	(816,107)		1,683,893
65	Employee Benefit	1,000,000	10,775,125	10,132,660	642,465		1,642,465
67	Information Technology MIS	-	-	-	-		-
	xxxx	-	-	-	-		-
	Total Internal Service Funds	4,162,566	15,432,004	16,025,662	(593,658)	-	3,568,908
	Enterprise Funds						
70	Mass Transit Operations	50,000	7,438,707	7,400,346	38,361		88,361
78	Storm Water	1,000,000	4,447,100	4,385,165	61,935		1,061,935
79	Sewer	6,000,000	15,717,600	19,012,786	(3,295,186)		2,704,814
80	Water Operating	5,500,000	28,612,164	27,624,056	988,108	100,000	6,588,108
81	Water Capital	1,000,000	4,203,000	4,137,399	65,601		1,065,601
86	Water Debt Service	9,700,000	-	-	-		9,700,000
88	Recycling	115,000	681,800	664,236	17,564	(100,000)	32,564
89	Water Bond Construction	25,603,802	10,000	25,000,000	(24,990,000)		613,802
	xxxx	-	-	-	-		-
	Total Enterprise Funds	48,968,802	61,110,371	88,223,988	(27,113,617)	-	21,855,185
	Total Civil City of Decatur	65,344,433	169,284,324	197,508,482	(28,224,158)	-	37,120,275
	Trust & Agency Funds						
90	Firefighters Pension	64,900,000	8,757,654	7,742,292	1,015,362		65,915,362
91	Police Pension	85,900,000	8,799,129	7,616,083	1,183,046		87,083,046
	Total Trust & Agency Funds	150,800,000	17,556,783	15,358,375	2,198,408	-	152,998,408
	Total City of Decatur	216,144,433	186,841,107	212,866,857	(26,025,750)	-	190,118,683
	Less Interfund Transfers		40,114,790	40,114,790			
	Net Balances	216,144,433	146,726,317	172,752,067	(26,025,750)	-	190,118,683

City of Decatur, Illinois
2017 Budget
Fund Revenue & Expenditure

Fund Name General Fund

Fund Number 10

Fund Description & Purpose

The primary operating fund of City Government. Fund revenues include state distributed taxes, local taxes, service revenue from external and internal customers, permit & license revenue, fine & fee and other miscellaneous revenue.

Revenues received defray the operating expense of City Government, Public Safety protection and Public Works services to City residents and stakeholders.

(Whole $) Description	2013 Stub Year Actual	2014 Actual	2015 Actual	2016 Amended Budget	2016 Projected Actual	2017 Proposed Budget	% Change
Revenue							
Tax Revenue	33,783,120	48,546,043	49,501,795	54,530,070	52,149,536	54,415,765	0%
Internal Service Revenue	3,585,299	5,720,331	6,812,829	7,278,526	7,195,013	7,981,113	10%
External Service Revenue	402,585	1,227,377	1,130,518	1,289,904	1,389,555	1,309,922	2%
Grant Revenue	77,108	67,233	54,419	50,000	67,480	180,000	260%
Permit & License Revenue	611,291	742,899	862,951	892,000	1,017,420	1,048,000	17%
Fines & Fees Revenue	1,238,475	1,712,235	1,449,390	1,541,700	1,323,777	1,341,000	-13%
Other Revenue	915,379	1,880,922	2,239,870	1,167,800	1,156,610	1,224,200	5%
Total Revenue	40,613,257	59,897,040	62,051,772	66,750,000	64,299,391	67,500,000	1%
Expenditure by Division							
010 General Government Legislative	44,589	62,943	48,337	45,520	44,761	44,630	-2%
015 General Government Executive	363,904	552,404	653,076	608,028	632,691	615,284	1%
016 Management Service Human Resources	365,238	300,237	391,913	397,491	357,365	613,038	54%
017 Management Service IT	-	-	1,292,887	1,874,063	1,755,462	1,868,644	0%
018 Management Service City Clerk	151,808	264,898	216,993	189,784	188,396	123,763	-35%
020 General Government Legal	669,498	910,320	966,958	998,860	931,219	1,051,592	5%
035 Finance Controlling & Treasury	854,262	1,224,032	1,175,192	1,279,238	1,361,743	1,342,632	5%
036 Finance Utility Customer Service	514,522	791,326	850,890	924,351	886,650	975,946	6%
037 Finance Purchasing	154,765	221,767	218,890	226,661	223,416	223,831	-1%
038 Finance Civic Center	83,351	149,953	158,654	144,384	206,558	246,000	70%
039 Finance City General & Administrative	2,097,261	1,411,841	1,566,096	1,953,444	1,632,334	2,057,912	5%
050 Development Planning & Sustainability	469,072	619,123	611,184	642,739	632,551	648,459	1%
052 Development Building Inspections	434,011	570,824	605,082	602,061	603,663	594,049	-1%
053 Development Neighborhood Inspections	291,463	484,687	697,371	797,074	694,479	731,602	-8%
054 Development Neighborhood Outreach	368,877	475,558	281,387	358,185	331,732	339,388	-5%
060 Public Safety Communications	1,612,450	2,369,253	2,669,183	2,508,343	2,462,644	2,455,038	-2%
065 Public Safety Police Protection	15,391,348	22,981,983	23,976,520	24,185,340	23,247,922	24,444,659	1%
070 Public Safety Fire Protection	11,911,372	16,158,469	16,844,341	18,164,008	18,146,477	18,614,713	2%
080 Public Works Administration	264,541	278,625	984,058	523,816	517,059	503,117	-4%
082 Public Works Engineering	745,073	1,040,257	1,051,508	1,148,425	979,712	1,267,339	10%
083 Public Works Municipal Services	3,143,081	4,775,057	4,649,097	4,371,174	4,030,933	4,752,824	9%
084 Public Works Streets	775,416	1,140,198	1,076,393	1,256,428	1,163,999	1,159,716	-8%
086 Public Works Traffic & Parking	1,005,159	1,755,654	1,838,187	1,799,850	1,953,872	1,969,575	9%
088 Public Works Urban Forestry	255,745	442,678	430,251	500,733	381,334	456,249	-9%
Net of lower Rev / Exp							
Total Expenditures	41,966,807	58,982,087	63,254,448	65,500,000	63,366,974	67,100,000	2%
	-						
Surplus / (Deficit)	(1,353,550)	914,953	(1,202,676)	1,250,000	932,417	400,000	
Beginning Cash Balance	3,250,448	2,137,735	3,402,409	2,183,942	2,183,942	3,255,990	
Balance Sheet Adjustments	240,837	349,721	(15,791)		139,631		
Ending Cash Balance	2,137,735	3,402,409	2,183,942	3,433,942	3,255,990	3,655,990	

Authorized Headcount Staffing	2013 Stub Year Budget	2014 Budget	2015 Budget	2016 Budget		2017 Budget	Change vs 2016
Management Staff							
Management Staff FTE's	83	81	89	92		93	1
Bargaining Staff							
AFSCME	100	91	93	91		96	5
Police	153	153	155	154		154	-
Fire	110	104	104	104		104	-
Bargaining Staff FTE's	363	348	352	349		354	5
Total Authorized Headcount	446	429	441	441		447	6

General Fund

Revenues by Category

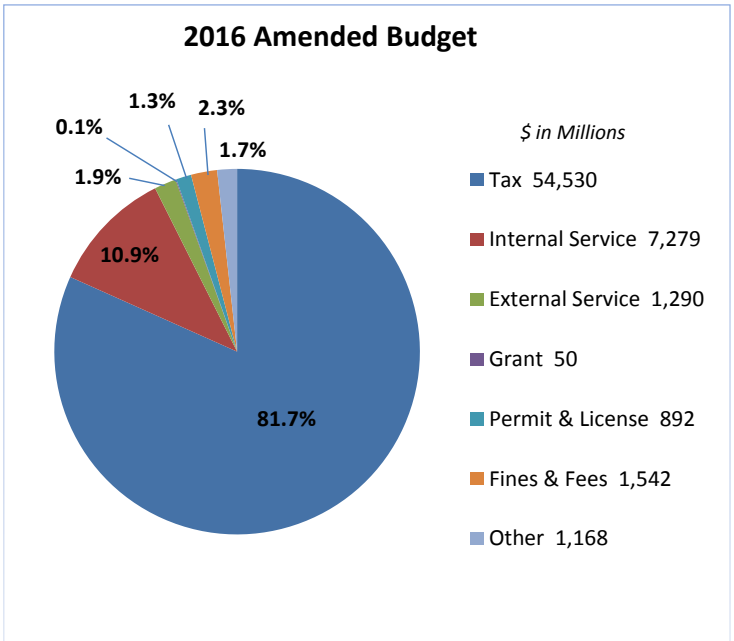

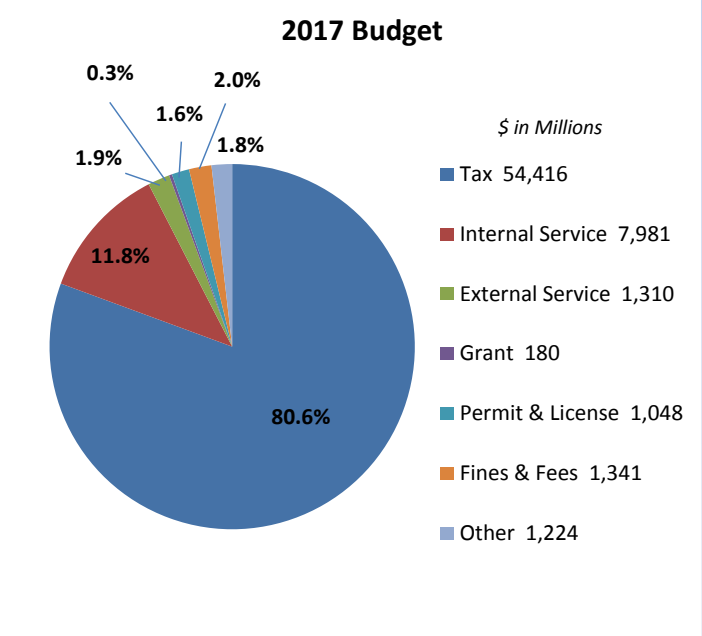

Expenditures by Category

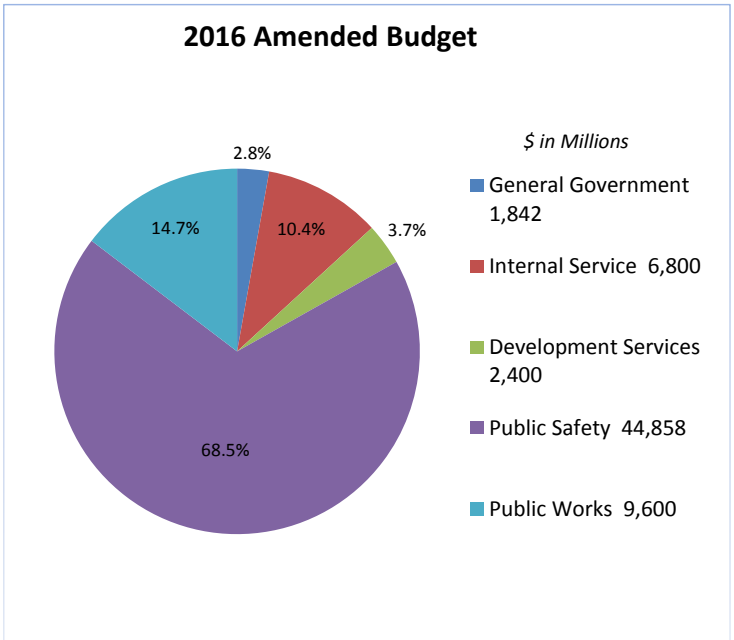

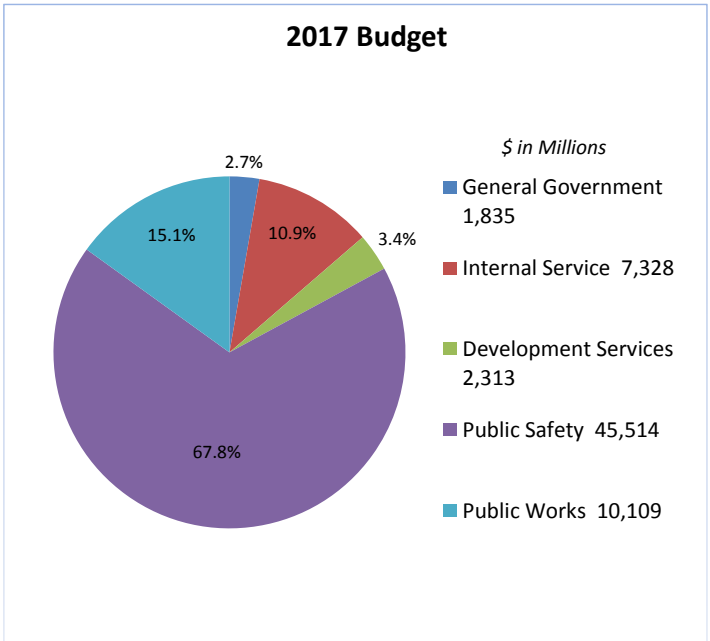

City of Decatur, Illinois
2017 Budget
Headcount Staffing

Organizational Unit	2010	2011	2012	2013	2013 Stub	2014	2015	2016	2017	Change vs 2016
Total City Headcount Staffing										
Elected Positions	7	7	7	7	7	7	7	7	7	-
Management	112	97	95	97	97	95	95	98	98	-
AFSCME Union	173	151	145	146	146	136	137	135	140	5
Police Union	159	153	153	153	153	153	155	154	154	-
Fire Union	115	111	110	110	110	104	104	104	104	-
Total	566	519	510	513	513	495	498	498	503	5
Position Changes										
Executive		(1)	(1)	(1)	1					
Legal				1					1	
Management Services		(2)	(1)		1	(3)	(1)	1	2	
Finance		(2)		1	2		1			
Planning & Development		(2)				(3)				
Neighborhood Services	(1)	(4)		1	(3)	(2)			(1)	
Police		(11)	(3)				2	(1)	1	
Fire		(4)	(1)			(7)				
Public Works	(3)	(8)	(3)	1	(3)	(3)			2	
Water		(13)			2		1			
Total Change in Staff	(4)	(47)	(9)	3	-	(18)	3	-	5	

City of Decatur, Illinois
2017 Budget
Headcount Staffing

Div	Fund	Organizational Unit	2010	2011	2012	2013	2013 Stub	2014	2015	2016	2017	Change vs 2016
010	10	Legislative (Elected Positions)	7	7	7	7	7	7	7	7	7	-
015	10	Executive	6	5	4	3	4	4	4	4	4	-
020	10	Legal	7	7	7	8	8	8	8	8	9	1
		Management Services	**21**	**19**	**18**	**18**	**19**	**16**	**15**	**16**	**18**	**2**
016	10	Human Resources	5	5	5	5	5	2	3	3	5	2
017	10	Information Technology							9	10	11	1
018	10	City Clerk fka MS Admin	2	2	2	2	3	3	2	2	1	(1)
670	67	Management Information Systems	13	11	10	10	10	10				
701	70	Mass Transit	1	1	1	1	1	1	1	1	1	-
		Financial Management	**20**	**18**	**18**	**19**	**21**	**21**	**22**	**22**	**22**	**-**
035	10	Controlling & Treasury	11	10	10	10	11	11	12	11	12	1
036	10	Utility Customer Service	4	4	4	5	6	6	6	7	7	-
037	10	Purchasing	3	2	2	2	2	2	2	2	2	-
641	64	Risk Management	2	2	2	2	2	2	2	2	1	(1)
		Planning & Building Services	**17**	**15**	**15**	**15**	**15**	**12**	**12**	**12**	**12**	**-**
050	10	Planning & Sustainability	9	8	8	8	8	6	6	6	6	-
052	10	Building Inspections	8	7	7	7	7	6	6	6	6	-
		Neighborhood Services	**17**	**13**	**13**	**14**	**11**	**9**	**9**	**9**	**8**	**(1)**
053	10	Inspections	6	5	5	5	5	4	6	6	5	(1)
054	10	Outreach	11	8	8	9	6	5	3	3	3	-
		Police	**206**	**195**	**192**	**192**	**192**	**192**	**194**	**193**	**194**	**1**
060	10	Emergency Communications	32	28	26	26	26	24	24	24	24	-
065	10	Police	174	167	166	166	166	168	170	169	170	1
	Memo	Police Management Sworn	9	9	8	8	8	8	8	9	8	(1)
		Police Officers Sworn	159	153	153	153	153	153	155	154	154	-
		Police Sworn Officer Total	168	162	161	161	161	161	163	163	162	(1)
		Police Civilian	7	6	5	5	5	7	7	6	8	2
070	10	**Fire**	**123**	**119**	**118**	**118**	**118**	**111**	**111**	**111**	**111**	**-**
	Memo	Management Sworn	6	6	6	6	6	6	6	6	6	-
		Officers Sworn	115	111	110	110	110	104	104	104	104	-
		Sworn Officer Total	121	117	116	116	116	110	110	110	110	-
		Civilian	2	2	2	2	2	1	1	1	1	-
		Public Works	**86**	**78**	**75**	**76**	**73**	**70**	**70**	**70**	**72**	**2**
080	10	Administration	6	2	2	2	2	2	2	2	2	-
082	10	Engineering	12	13	12	12	12	11	11	11	12	1
083	10	Municipal Services	54	51	53	53	50	49	49	49	50	1
601	61	Fleet Maintenance	9	9	8	9	9	8	8	8	8	-
770	77	MVPS	5	3								
		Water Management	**56**	**43**	**43**	**43**	**45**	**45**	**46**	**46**	**46**	**-**
801	80	Production	19	15	15	15	15	15	15	15	15	-
802	80	Lake Management	4	2	2	2	4	4	4	4	4	-
803	80	Administration	3	4	4	4	4	4	4	4	4	-
804	80	Services	23	22	22	22	22	22	23	23	23	-
805	80	Dredge	7									
		Total	566	519	510	513	513	495	498	498	503	5

City of Decatur, Illinois
2017 Budget
General Fund Statement of Activity

Fund Name	*General Fund*	***Fund - Division Number***	*10 - 00*

Fund Description & Purpose

The primary operating fund of City Government. Fund revenues include state distributed taxes, local taxes, service revenue from external and internal customers, permit & license revenue, fine & fee and other miscellaneous revenue.

Revenues received defray the operating expense of City Government, Public Safety protection and Public Works services to City residents and stakeholders.

(Whole $)						
	Description	***2013 Stub Year Actual***	***2014 Year Actual***	***2015 Year Actual***	***2016 Amended Budget***	***2017 Budget***
REVENUES						
	GENERAL GOVERNMENT - TAXES					
100231 - 301103	REAL ESTATE TAXES	7,149,597	7,543,025	7,556,780	8,207,270	9,000,665
100231 - 301106	MOBILE HOME PRIVELEGE TAX	8,835	8,813	9,521	9,000	9,000
100231 - 301201	STATE SALES TAX	7,225,969	11,335,873	11,484,835	11,495,600	11,177,800
100231 - 301202	TELEPHONE UTILITY TAX	1,583,423	2,165,918	2,070,031	1,774,000	1,987,000
100231 - 301203	FOOD & BEVERAGE TAX	2,050,618	3,052,764	3,160,768	3,254,500	3,438,800
100231 - 301204	HOTEL AND MOTEL TAX	444,313	649,787	675,211	965,000	712,000
100231 - 301205	LOCAL SALES TAX	6,502,412	10,348,711	10,153,510	10,149,700	9,937,500
100231 - 301207	LOCAL USE TAX	812,432	1,420,091	1,505,880	1,882,000	2,036,000
100231 - 301208	AUTO RENTAL TAX	17,779	28,438	30,419	33,000	32,000
100231 - 301209	UTILITY TAX	981,986	1,641,634	1,483,186	5,182,000	4,498,000
100231 - 301210	VIDEO GAMING TAX	196,877	539,548	710,780	765,000	1,080,000
100231 - 301302	CABLE TV TAX	573,085	1,081,560	1,097,781	1,122,000	1,108,000
	Total:	**$ 27,547,327**	**$ 39,816,162**	**$ 39,938,700**	**$ 44,839,070**	**$ 45,016,765**
	GENERAL GOVERNMENT - INTERGOVERNMENTAL REV					
100232 - 302104	STATE REPLACEMENT TAX	815,119	1,091,175	1,171,518	1,325,000	1,022,000
100232 - 302105	STATE INCOME TAX	5,068,148	7,286,357	8,039,696	8,000,000	8,000,000
100232 - 302106	FEDERAL GRANTS	0	0	0	0	0
100232 - 302107	STATE GRANTS OR OTHER	9,912		0	0	117,000
100232 - 302114	GRANT REIMBURSEMENTS-POLICE OT	67,195	67,233	54,419	50,000	63,000
	Total:	**$ 5,960,375**	**$ 8,444,765**	**$ 9,265,633**	**$ 9,375,000**	**$ 9,202,000**
	GENERAL GOVERNMENT - CHARGES FOR SERVICES					
100233 - 303408	SANITARY DISTRICT ADMIN SERV	7,415	454,522	297,379	281,904	299,922
100233 - 303605	WATER CUST SERVICE BILLING	418,560	717,000	820,740	851,604	927,876
100233 - 303607	PAYMENT IN LIEU OF TAXES	425,450	430,212	574,016	788,047	1,063,840
100233 - 303621	ADMIN SERVICES	1,044,976	1,819,884	1,868,940	1,699,932	1,727,676
100233 - 303622	ENGINEERNG SERVICES	644,712	956,628	1,185,657	1,396,020	1,369,236
100233 - 303623	HUMAN RELATIONS SERVICES	45,216	69,864	44,796	45,900	45,588
100233 - 303624	PURCHASING SERVICES	102,264	174,864	146,088	137,184	148,248
100233 - 303626	BUILDING INSPECTTION SERVICES	64,872	100,056	193,956	190,500	191,256
100233 - 303627	PENSION FUNDS ADMIN SERV	27,160	42,480	44,448	48,900	50,400
100233 - 303628	EPA SERVICES	0	0	0	0	322,980
100233 - 306700	IT SERVICES	0	0	610,848	660,936	736,728
100233 - 306707	CDBG PERSONNEL/EXP REIMB	265,246	366,789	379,908	373,850	374,429
100233 - 306751	HOME PERSONNEL/EXP REIMB	51,896	67,575	33,490	104,185	99,105
100233 - 306753	DUATS PERSONNEL/EXP REIMB	78,483	218,358	163,310	187,655	150,000
	Total:	**$ 3,176,250**	**$ 5,418,232**	**$ 6,363,576**	**$ 6,766,617**	**$ 7,507,284**

Fund Name General Fund | ***Fund - Division Number*** 10 - 00

(Whole $)

	Description	2013 Stub Year Actual	2014 Year Actual	2015 Year Actual	2016 Amended Budget	2017 Budget
REVENUES						
	GENERAL GOVERNMENT - PERMITS & LICENSES					
100234 - 304300	ANIMAL REGISTRATION LATE FEES	4,265	5,215	5,779	6,000	6,000
100234 - 304302	GARBAGE HAULERS	24,800	26,760	27,370	32,000	27,000
100234 - 304303	CONTRACTOR LICENSES	20,460	24,995	24,800	23,000	26,000
100234 - 304304	LIQUOR LICENSES	297,368	313,300	400,670	390,000	501,000
100234 - 304306	BOAT LICENSES	65,238	88,653	90,298	88,000	113,000
100234 - 304307	OTHER LICENSES	16,894	26,596	27,808	28,000	29,000
100234 - 304401	BUILDING PERMITS	154,431	182,542	210,326	249,000	267,000
100234 - 304402	PIER PERMITS	27,835	74,838	75,902	76,000	79,000
	Total:	**$ 611,291**	**$ 742,899**	**$ 862,951**	**$ 892,000**	**$ 1,048,000**
	GENERAL GOVERNMENT - FINES AND FEES					
100235 - 303301	ON STREET PARKING	9,172	10,359	15,709	11,000	10,000
100235 - 303302	PARKING LOT 1	17,942	26,333	25,395	27,000	24,000
100235 - 303306	PARKING LOT 10	7,230	12,633	12,923	11,000	10,000
100235 - 303307	GARAGE B	192	0	0	0	0
100235 - 303308	GARAGE C	84,403	100,792	94,342	95,000	67,000
100235 - 303310	RESIDENTIAL PARKING	1,440	2,400	1,740	3,000	2,000
100235 - 303312	DOWNTOWN EMPL PARKING PERMITS	15,244	24,820	24,333	31,000	24,000
100235 - 304490	ADMIN COURT FINES	96,193	163,904	120,492	156,000	107,000
100235 - 305500	ADMINISTRATIVE COURT FEES	54,856	90,998	71,093	104,000	71,000
100235 - 305501	COURT FINES	256,231	289,612	260,578	260,000	245,000
100235 - 305502	BOOT FEE	4,410	6,895	7,350	7,000	7,000
100235 - 305503	WEED CUTTING FEES	58,549	56,982	78,481	71,000	81,000
100235 - 305505	ILLEGAL USE OF VEHICLE	355,750	516,770	365,015	375,000	332,000
100235 - 305506	OVERTIME PARKING FEES	191,612	281,178	212,264	229,000	227,000
100235 - 305507	VARIANCE AND ZONING	4,913	7,265	9,375	8,000	9,000
100235 - 305513	OTHER FINES AND FEES	12,221	14,421	8,536	14,000	8,000
100235 - 305516	PET CITATIONS	39,591	61,011	66,644	67,000	56,000
100235 - 305517	DUCK BLIND FEES	770	851	897	1,000	1,000
100235 - 305520	TRASH & CLEAN UP FINES	25,418	29,080	51,570	43,000	39,000
	Total:	**$ 1,236,135**	**$ 1,696,304**	**$ 1,426,736**	**$ 1,513,000**	**$ 1,320,000**
	GENERAL GOVERNMENT - INVESTMENTS					
100237 - 307101	INVESTMENT INCOME	457	651	1,016	600	9,000
100237 - 307141	INTEREST HICKORY POINT BANK	0	0	179	0	0
	Total:	**$ 457**	**$ 651**	**$ 1,195**	**$ 600**	**$ 9,000**

City of Decatur, Illinois
2017 Budget
General Fund Statement of Activity

Fund Name	*General Fund*	*Fund - Division Number*	*10 - 00*

(Whole $) Description		2013 Stub Year Actual	2014 Year Actual	2015 Year Actual	2016 Amended Budget	2017 Budget
REVENUES						
	GENERAL GOVERNMENT - OTHER INCOME					
100238 - 303413	AMEREN FRANCHISE PAYMENTS	699,220	995,618	931,756	921,000	921,000
100238 - 303415	PROFESSIONAL STANDARDS INCOME	3,957	900	2,139	1,500	1,500
100238 - 303510	ELECTRIC AGGREGATION ADMIN FEE	67,380	111,409	102,647	90,000	195,000
100238 - 306700	TRANSFER FROM OTHER FUNDS	0	525,323	453,447	0	0
100238 - 308801	RENTAL OF CITY PROPERTY	720	1,300	1,120	1,200	1,200
100238 - 308802	SALE OF CITY PROPERTY	13,615	645	1,850	0	0
100238 - 308803	SALE OF OTHER PROPERTY	3,824	11,059	590	0	0
100238 - 308807	DEMOLITION PAYMENTS	49,400	90,764	64,771	100,000	43,000
100238 - 308810	DAMAGE TO CITY PROPERTY	192	11,957	14,061	2,500	2,500
100238 - 308817	NOISE ORDINANCE FINES	16,610	17,496	714	1,000	1,000
100238 - 308890	REIMBURSEMENT OF EXPENSE	33,880	9,506	-556.8	0	0
100238 - 308898	BANK RECONCILIATION ADJUSTMENT	13609.59	8,141	7994.52	0	0
100238 - 308899	MISCELLANEOUS INCOME	39,733	96,154	28,413	50,000	50,000
100238 - 309900	BOND OR NOTE PROCEEDS	0	0	644,605	0	0
	Total:	**$ 914,922**	**$ 1,880,271**	**$ 2,238,675**	**$ 1,167,200**	**$ 1,215,200**
	PUBLIC SAFETY - INTERGOVERNMENTAL REV					
100432 - 302110	ESTB ENHANCED 911	353,820	600,237	369,644	501,000	506,000
100432 - 302200	RADIO SERVICE REIMBURSEMENT	0	0	64,384	0	0
100432 - 302403	FIRE TRAINING REIMBURSE	14,330	33,367	23,453	0	0
	Total:	**$ 368,150**	**$ 633,604**	**$ 457,481**	**$ 501,000**	**$ 506,000**
	PUBLIC SAFETY - CHARGES FOR SERVICES					
100433 - 303405	SCHOOL DISTRICT REIMBURSE	0	0	290,448	390,000	387,000
100433 - 308899	MISCELLANEOUS INCOME	0	0	0	29,813	144,751
100433 - 310010	FIRE PROGRAMS	0	0	6,116	16,000	12,000
	Total:	**$ 0**	**$ 0**	**$ 296,564**	**$ 435,813**	**$ 543,751**
	PUBLIC SAFETY - FINES AND FEES					
100435 - 305512	FIRE & BURGLAR ALARMS	2,340	11,225	10,361	16,000	11,000
100435 - 305514	POLICE RECORDS	0	4,706	12,293	12,700	10,000
	Total:	**$ 2,340**	**$ 15,931**	**$ 22,654**	**$ 28,700**	**$ 21,000**
	HIGHWAYS AND STREETS - TAXES					
100831 - 301102	PROP TAX- ROAD & BRIDGE	352,526	352,349	351,880	366,000	377,000
	Total:	**$ 352,526**	**$ 352,349**	**$ 351,880**	**$ 366,000**	**$ 377,000**
	HIGHWAYS AND STREETS - INTERGOVERNMENTAL REV					
100832 - 302401	STATE ROUTE MAINTENANCE	27,020	139,251	85,210	117,000	117,000
	Total:	**$ 27,020**	**$ 139,251**	**$ 85,210**	**$ 117,000**	**$ 117,000**
	HIGHWAYS AND STREETS - CHARGES FOR SERVICES					
100833 - 303601	FROM MFT-MSC/TRAF SIGNAL REIMB	272,690	385,179	481,324	480,000	384,000
100833 - 303606	FR WATER-STREET CUTS	143,773	371,442	259,192	268,000	233,000
	Total:	**$ 416,463**	**$ 756,621**	**$ 740,516**	**$ 748,000**	**$ 617,000**
	Fund Revenue Total:	**$ 40,613,257**	**$ 59,897,040**	**$ 62,051,771**	**$ 66,750,000**	**$ 67,500,000**

Fund Name *General Fund* | ***Fund - Division Number*** *10 - 010*

Department Name *Executive*

Division Name *Legislative*

EXPENDITURES

DIVISION: LEGISLATIVE (010)

		2013 Stub Year Actual	2014 Year Actual	2015 Year Actual	2016 Amended Budget	2017 Budget
PERSONNEL SERVICES						
10400101 - 409000	SALARIES	20,923	32,001	29,770	28,000	28,000
10400101 - 410700	FICA/MEDICARE	1,601	2,448	2,278	2,142	2,142
10400101 - 411400	WORKERS' COMPENSATION	0	0	0	0	0
	Total:	**$ 22,524**	**$ 34,449**	**$ 32,047**	**$ 30,142**	**$ 30,142**
OPERATING EXPENSES						
10400102 - 420200	PRINTING AND BINDING	0	15	0	50	0
10400102 - 423000	MIS SERVICES	12,640	9,672	0	0	0
10400102 - 423300	TELEPHONE	436	555	743	650	650
10400102 - 424100	CONFERENCES & TRAVEL	2,797	2,758	1,275	2,500	3,500
10400102 - 424500	POSTAGE	932	1,032	132	100	50
10400102 - 428400	MEMBERSHIP FEES	410	410	0	100	0
10400102 - 428800	RENTAL - COPY MACHINE	226	108	0	590	0
10400102 - 430200	PUBLICATIONS	273	0	0	0	0
10400102 - 434500	OFFICE SUPPLIES	1,854	1,018	1,202	500	150
10400102 - 435700	EMPLOYEE RECOG SUPPLIES	0	1,623	806	1,000	250
10400102 - 442300	RISK MANAGEMENT INSURANCE	2,496	3,804	3,324	2,388	2,388
10400102 - 445400	SISTER CITY PROGRAM	0	7,500	8,807	7,500	7,500
	Total:	**$ 22,065**	**$ 28,494**	**$ 16,290**	**$ 15,378**	**$ 14,488**
	Division Total:	**$ 44,589**	**$ 62,943**	**$ 48,337**	**$ 45,520**	**$ 44,630**

Authorized Headcount Staffing	2013 Stub Year Budget	2014 Budget	2015 Budget	2016 Budget	2017 Budget
Elected Position					
Elected Positions	7	7	7	7	7
Total Authorized Headcount	7	7	7	7	7

Fund Name General Fund | ***Fund - Division Number*** 10 - 015

Department Name Executive

Division Name Executive

EXPENDITURES

DIVISION: EXECUTIVE (015)

		2013 Stub Year Actual	2014 Year Actual	2015 Year Actual	2016 Amended Budget	2017 Budget
PERSONNEL SERVICES						
10400151 - 409000	SALARIES	221,404	344,788	393,421	385,529	392,547
10400151 - 410100	OVERTIME	1,267	2,119	2,242	2,000	1,500
10400151 - 410500	PENSION CONTRIBUTION	25,201	43,071	49,251	51,288	46,456
10400151 - 410700	FICA/MEDICARE	15,079	24,448	29,724	30,344	28,963
10400151 - 411100	LIFE INSURANCE	766	1,010	1,118	1,121	1,242
10400151 - 411200	MEDICAL INSURANCE	34,000	52,000	59,878	51,480	66,600
10400151 - 411500	SERVICE RECOGNITION	1,835	1,903	2,440	2,530	2,400
10400151 - 411600	EMPLOYEE RELOCATION	0	0	11,717	0	0
10400151 - 413000	ICMA BENEFIT	3,600	5,400	450	0	0
10400151 - 413100	CAR ALLOWANCE	4,315	6,983	5,458	6,600	6,600
	Total:	**$ 307,468**	**$ 481,722**	**$ 555,699**	**$ 530,892**	**$ 546,308**
OPERATING EXPENSES						
10400152 - 411300	TO EMPL BENEFETS-UNEMPLOYMENT	48	24	156	1,044	1,044
10400152 - 420100	ADVERTISING	5,094	8,860	8,365	9,000	12,500
10400152 - 420200	PRINTING AND BINDING	67	40	9,070	9,000	1,000
10400152 - 421300	SERV-OFFICE EQUIPMENT	513	370	0	450	0
10400152 - 423000	MIS SERVICES	9,168	7,014	0	0	0
10400152 - 423300	TELEPHONE	940	2,694	2,892	2,200	2,200
10400152 - 423860	LOBBYING SERVICES	20,000	27,500	32,500	30,000	30,000
10400152 - 424000	TRAINING SCHOOL EXPENSES	0	240	0	300	300
10400152 - 424100	CONFERENCES & TRAVEL	4,481	4,633	1,587	5,000	5,000
10400152 - 424500	POSTAGE & MAIL SERVICES	31	124	2,378	2,000	1,800
10400152 - 426000	RECRUITING AND TESTING	0	0	11,962	0	0
10400152 - 428000	PROFESSIONAL SERVICES	0	0	8,500	0	0
10400152 - 428400	MEMBERSHIP FEES	11,014	9,110	7,006	5,400	4,000
10400152 - 428500	MONTHLY BUSINESS EXPENSES	58	602	1,363	1,600	1,600
10400152 - 428800	RENTAL - COPY MACHINE	0	1,573	1,698	3,810	3,000
10400152 - 430200	PUBLICATIONS	206	2,563	2,711	3,000	2,500
10400152 - 434500	OFFICE SUPPLIES	2,215	1,327	3,446	2,500	2,300
10400152 - 435700	EMPLOYEE RECOG SUPPLIES	50	1,223	60	200	100
10400152 - 442300	RISK MANAGEMENT INSURANCE	2,552	2,784	2,376	1,632	1,632
10400152 - 449900	SMALL CAPITAL ITEMS	0	0	1,308	0	0
	Total:	**$ 56,436**	**$ 70,682**	**$ 97,377**	**$ 77,136**	**$ 68,976**
	Division Total:	**$ 363,904**	**$ 552,404**	**$ 653,076**	**$ 608,028**	**$ 615,284**
	Department Total:	**$ 408,492**	**$ 615,347**	**$ 701,413**	**$ 653,548**	**$ 659,914**

Authorized Headcount Staffing	2013 Stub Year Budget	2014 Budget	2015 Budget	2016 Budget	2017 Budget
Management Staff					
Management Staff FTE's	4	4	4	4	4
Bargaining Staff					
AFSCME					
Police					
Fire					
Bargaining Staff FTE's	-	-	-	-	-
Total Authorized Headcount	4	4	4	4	4

Fund Name General Fund | ***Fund - Division Number*** 10 - 016

Department Name Management Services

Division Name Human Resources

EXPENDITURES

DIVISION: HUMAN RESOURCES (016)

		2013 Stub Year Actual	2014 Year Actual	2015 Year Actual	2016 Amended Budget	2017 Budget
PERSONNEL SERVICES						
10410161 - 409000	SALARIES	198,061	157,188	195,026	180,257	327,256
10410161 - 410100	OVERTIME	498	229	7,058	1,000	1,000
10410161 - 410500	PENSION CONTRIBUTION	21,596	18,916	24,179	23,455	40,300
10410161 - 410700	FICA/MEDICARE	14,566	11,595	14,900	13,877	25,126
10410161 - 411100	LIFE INSURANCE	631	467	551	544	1,062
10410161 - 411200	MEDICAL INSURANCE	42,540	30,748	45,905	51,480	91,000
10410161 - 411500	SERVICE RECOGNITION	255	260	222	145	185
	Total:	$ 278,146	$ 219,404	$ 287,840	$ 270,758	$ 485,929
OPERATING EXPENSES						
10410162 - 411300	TO EMPL BENEFETS-UNEMPLOYMENT	0	9,614	2,604	1,068	1,188
10410162 - 420100	ADVERTISING	4,954	6,038	9,984	12,000	10,000
10410162 - 421300	SERV-OFFICE EQUIPMENT	0	0	0	250	0
10410162 - 423000	MIS SERVICES	18,472	14,130	0	0	0
10410162 - 423300	TELEPHONE	1,813	1,172	753	1,000	750
10410162 - 424000	TRAINING SCHOOL EXPENSES	806	0	393	100	100
10410162 - 424100	CONFERENCES & TRAVEL	2,321	139	3,332	3,500	3,500
10410162 - 424500	POSTAGE	2,404	2,770	2,220	2,500	2,000
10410162 - 424600	LEGAL SERVICES	13,659	0	0	1,000	0
10410162 - 426000	RECRUITING AND TESTING	10,811	18,105	13,422	24,000	20,000
10410162 - 426500	MEDICAL SERVICES	10,497	11,411	29,848	27,000	20,000
10410162 - 427200	TUITION REIMBURSEMENT	15,369	11,587	17,601	20,000	15,570
10410162 - 427300	TRAVEL INTERVIEW EXP	403	0	598	1,800	1,000
10410162 - 428000	PROFESSIONAL SERVICES	0	360	11,196	15,000	15,000
10410162 - 428010	TRAINING SERVICES	0	0	0	0	24,900
10410162 - 428400	MEMBERSHIP FEES	45	1,530	1,489	1,205	1,205
10410162 - 428800	RENTAL - COPY MACHINE	572	578	925	2,730	2,300
10410162 - 430200	PUBLICATIONS	0	0	0	100	100
10410162 - 434500	OFFICE SUPPLIES	1,139	1,139	1,412	3,000	1,500
10410162 - 434600	TRAINING & TESTING SUPPLY	0	0	0	300	300
10410162 - 435700	EMPLOYEE RECOGNITION SUP	757	977	1,643	1,500	1,000
10410162 - 442300	RISK MANAGEMENT INSURANCE	0	0	4,560	4,680	5,196
10410162 - 448500	HUMAN RELATIONS COMMIS	3,070	1,283	2,094	4,000	1,500
	Total:	$ 87,091	$ 80,834	$ 104,073	$ 126,733	$ 127,109
	Division Total:	$ 365,238	$ 300,237	$ 391,913	$ 397,491	$ 613,038

Authorized Headcount Staffing		2013 Stub Year Budget	2014 Budget	2015 Budget	2016 Budget	2017 Budget
Management Staff						
	Management Staff FTE's	4	2	3	3	5
Bargaining Staff						
	AFSCME	1	-	-	-	-
	Police					
	Fire					
	Bargaining Staff FTE's	1	-	-	-	-
Total Authorized Headcount		5	2	3	3	5

Fund Name General Fund | ***Fund - Division Number*** 10 - 017

Department Name Management Services

Division Name Management Info Systems (MIS)

EXPENDITURES

DIVISION: MANAGEMENT INFO SYSTEMS (017)

		2013 Stub Year Actual	2014 Year Actual	2015 Year Actual	2016 Amended Budget	2017 Budget
PERSONNEL SERVICES						
10410171 - 409000	SALARIES	0	0	612,546	734,882	795,204
10410171 - 410100	OVERTIME	0	0	2,974	5,000	5,000
10410171 - 410500	PENSION CONTRIBUTION	0	0	74,215	96,222	98,806
10410171 - 410700	FICA/MEDICARE	0	0	45,682	56,930	61,603
10410171 - 411100	LIFE INSURANCE	0	0	1,730	2,083	2,394
10410171 - 411200	MEDICAL INSURANCE	0	0	132,750	171,600	196,000
10410171 - 411220	VSP INSURANCE PREMIUMS	0	0	2,400	2,400	400
10410171 - 411500	SERVICE RECOGNITION	0	0	3,836	4,295	5,065
	Total:	$ 0	$ 0	$ 876,133	$ 1,073,412	$ 1,164,472
OPERATING EXPENSES						
10410172 - 411300	TO EMPL BENEFETS-UNEMPLOYMENT	0	0	396	168	168
10410172 - 421700	SERV TO MAINT COMM EQUIP	0	0	4,391	4,959	3,316
10410172 - 422300	SERVICE MIS EQUIP	0	0	48,644	62,507	61,755
10410172 - 423300	TELEPHONE/INTERNET	0	0	11,473	15,314	16,093
10410172 - 424000	TRAINING SCHOOL EXPENSES	0	0	24,807	27,500	19,500
10410172 - 424100	CONFERENCES & TRAVEL	0	0	6,071	5,800	5,000
10410172 - 424500	POSTAGE	0	0	98	150	150
10410172 - 424700	COMPUTER SOFTWARE	0	0	250,811	334,503	323,057
10410172 - 428000	PROFESSIONAL SERVICES	0	0	9,445	17,900	17,900
10410172 - 428400	MEMBERSHIP FEES	0	0	680	800	944
10410172 - 428800	RENTAL-COPY MACHINE	0	0	159	0	0
10410172 - 430200	PUBLICATIONS	0	0	19	350	200
10410172 - 431000	GASOLINE	0	0	0	57	0
10410172 - 434500	OFFICE SUPPLIES	0	0	465	750	285
10410172 - 435700	EMPLOYEE RECOG SUPPLIES	0	0	66	0	200
10410172 - 436500	COMPUTER FORMS/SUPPLIES	0	0	86	250	250
10410172 - 442300	RISK MANAGEMENT INSURANCE	0	0	8,112	4,752	4,752
10410172 - 449900	SMALL CAPITAL ITEMS	0	0	34,091	61,500	35,450
10410172 - 449950	LARGE CAPITAL ITEMS	0	0	0	216,000	189,016
10410172 - 474002	GEOGRAPHIC INFORMATION SYSTEM	0	0	16,941	47,391	26,136
	Total:	$ 0	$ 0	$ 416,754	$ 800,651	$ 704,172
	Division Total:	$ 0	$ 0	$ 1,292,887	$ 1,874,063	$ 1,868,644

Authorized Headcount Staffing		2013 Stub Year Budget	2014 Budget	2015 Budget	2016 Budget	2017 Budget
Management Staff						
	Management Staff FTE's	-	-	8	9	9
Bargaining Staff						
	AFSCME			1	1	2
	Police					
	Fire					
	Bargaining Staff FTE's	-	-	1	1	2
Total Authorized Headcount		-	-	9	10	11

Fund Name General Fund | ***Fund - Division Number*** 10 - 018

Department Name Management Services

Division Name City Clerk

EXPENDITURES

DIVISION: CITY CLERK (018)

		2013 Stub Year Actual	2014 Year Actual	2015 Year Actual	2016 Amended Budget	2017 Budget
PERSONNEL SERVICES						
10410181 - 409000	SALARIES	88,261	139,902	123,599	101,756	61,918
10410181 - 410100	OVERTIME	132	1,574	104	0	0
10410181 - 410200	TEMPORARY SALARIES	2,561	2,272	0	0	0
10410181 - 410500	PENSION CONTRIBUTION	9,825	17,249	15,413	13,176	7,615
10410181 - 410700	FICA/MEDICARE	6,648	10,743	9,478	7,795	4,747
10410181 - 411100	LIFE INSURANCE	317	432	344	312	201
10410181 - 411200	MEDICAL INSURANCE	24,500	40,492	34,515	34,320	18,200
10410181 - 411500	SERVICE RECOGNITION	725	1,265	1,105	145	140
10410181 - 411600	EMPLOYEE RELOCATION	0	0	3,270	0	0
	Total:	**$ 132,970**	**$ 213,931**	**$ 187,829**	**$ 157,504**	**$ 92,821**
OPERATING EXPENSES						
10410182 - 411300	TO EMPL BENEFETS-UNEMPLOYMENT	1,144	444	1,740	720	600
10410182 - 420200	PRINTING AND BINDING	0	0	0	100	0
10410182 - 423000	MIS SERVICES	8,640	6,612	0	0	0
10410182 - 423100	ELECTRICITY-RECORDS STORAGE	4,607	1,558	0	0	0
10410182 - 423300	TELEPHONE	0	206	376	500	400
10410182 - 4423903	MISCELLANEOUS EXPENSE	0	4,892	0	0	0
10410182 - 424100	CONFERENCES & TRAVEL	0	1,192	633	1,500	1,500
10410182 - 424500	POSTAGE	0	631	1,072	900	1,100
10410182 - 428000	PROFESSIONAL SERVICES	204	0	105	200	500
10410182 - 428400	MEMBERSHIP FEES	0	325	384	450	300
10410182 - 428800	RENTAL-COPY MACHINE	0	72	520	3,070	3,070
10410182 - 430200	PUBLICATIONS	0	0	11	200	100
10410182 - 431500	LICENSING SUPPLIES	50	0	749	400	200
10410182 - 434500	OFFICE SUPPLIES	0	1,141	2,340	1,800	1,500
10410182 - 442300	RISK MANAGEMENT INSURANCE	4,192	4,236	3,048	3,120	2,592
10410182 - 449900	SMALL CAPITAL ITEMS	0	13,432	78	900	300
10410182 - 455100	LEASE PAYMENT	0	16,225	18,108	18,420	18,780
	Total:	**$ 18,838**	**$ 50,967**	**$ 29,164**	**$ 32,280**	**$ 30,942**
	Division Total:	**$ 151,808**	**$ 264,898**	**$ 216,993**	**$ 189,784**	**$ 123,763**
	Department Total:	**$ 517,045**	**$ 565,135**	**$ 1,901,793**	**$ 2,461,338**	**$ 2,605,445**

Authorized Headcount Staffing	2013 Stub Year Budget	2014 Budget	2015 Budget	2016 Budget	2017 Budget
Management Staff					
Management Staff FTE's	3	3	2	2	1
Bargaining Staff					
AFSCME				-	-
Police					
Fire					
Bargaining Staff FTE's	-	-	-	-	-
Total Authorized Headcount	3	3	2	2	1

City of Decatur, Illinois
2017 Budget
General Fund Statement of Activity

Fund Name	*General Fund*	***Fund - Division Number***	*10 - 020*
Department Name	*Legal*		
Division Name	*Legal*		

EXPENDITURES

DIVISION: LEGAL (020)

		2013 Stub Year Actual	*2014 Year Actual*	*2015 Year Actual*	*2016 Amended Budget*	*2017 Budget*
	PERSONNEL SERVICES					
10420201 - 409000	SALARIES	364,242	563,607	611,823	602,544	629,898
10420201 - 410200	TEMPORARY SALARIES	1,403	2,993	705	0	0
10420201 - 410500	PENSION CONTRIBUTION	41,035	69,716	84,261	78,135	77,518
10420201 - 410700	FICA/MEDICARE	26,898	42,037	44,919	46,228	48,330
10420201 - 411100	LIFE INSURANCE	1,272	1,694	1,784	1,780	2,028
10420201 - 411200	MEDICAL INSURANCE	51,380	81,136	95,580	121,280	118,300
10420201 - 411500	SERVICE RECOGNITION	1,730	2,630	3,725	1,745	1,870
10420201 - 424650	SECURITY	7,543	285	0	0	0
	Total:	**$ 495,503**	**$ 764,098**	**$ 842,797**	**$ 851,712**	**$ 877,944**
	OPERATING EXPENSES					
10420202 - 411300	TO EMPL BENEFETS-UNEMPLOYMENT	424	156	1,188	804	804
10420202 - 421300	SERV-OFFICE EQUIPMENT	404	1,455	2,192	0	0
10420202 - 423000	MIS SERVICES	22,424	17,154	0	0	0
10420202 - 423300	TELEPHONE	2,566	3,593	2,225	2,500	2,500
10420202 - 424100	CONFERENCES & TRAVEL	13,813	16,346	11,129	14,000	14,000
10420202 - 424500	POSTAGE	5,785	6,265	6,526	7,500	7,500
10420202 - 424600	HEARING OFFICER	21,644	32,251	30,038	40,000	30,000
10420202 - 424650	SECURITY	375	0	0	0	0
10420202 - 424700	COMPUTER SOFTWARE	11,752	18,015	18,113	19,400	19,400
10420202 - 425300	RECORDING FEES	78	394	496	800	800
10420202 - 426300	LITIGATION SERVICES	16,177	14,975	24,370	25,000	25,000
10420202 - 428000	PROFESSIONAL SERVICES	31,546	12,317	7,174	15,000	50,000
10420202 - 428400	MEMBERSHIP FEES	4,614	4,853	4,718	5,500	5,500
10420202 - 428800	RENTAL - COPY MACHINE	0	0	103	200	1,700
10420202 - 430200	PUBLICATIONS	1,898	9,287	7,275	7,500	7,500
10420202 - 431710	ADMINISTRATIVE COURT EXPENSES	30,639	1,980	2,039	2,200	2,200
10420202 - 434500	OFFICE SUPPLIES	1,182	2,862	2,516	3,000	3,000
10420202 - 442300	RISK MANAGEMENT INSURANCE	3,840	4,164	3,648	3,144	3,144
10420202 - 442500	SURETY BONDS	0	0	158	100	100
10420202 - 449900	SMALL CAPITAL ITEMS	4,834	156	255	500	500
	Total:	**$ 173,996**	**$ 146,222**	**$ 124,161**	**$ 147,148**	**$ 173,648**
	Department Total:	**$ 669,498**	**$ 910,320**	**$ 966,958**	**$ 998,860**	**$ 1,051,592**

Authorized Headcount Staffing	**2013 Stub Year Budget**	**2014 Budget**	**2015 Budget**	**2016 Budget**	**2017 Budget**
Management Staff					
Management Staff FTE's	8	8	8	8	9
Bargaining Staff					
AFSCME				-	-
Police					
Fire					
Bargaining Staff FTE's	-	-	-	-	-
Total Authorized Headcount	8	8	8	8	9

Fund Name General Fund | ***Fund - Division Number*** 10 - 035

Department Name Finance

Division Name Finance

EXPENDITURES

DIVISION: FINANCE (035)

		2013 Stub Year Actual	2014 Year Actual	2015 Year Actual	2016 Amended Budget	2017 Budget
PERSONNEL SERVICES						
10430351 - 409000	SALARIES	356,165	618,236	653,685	668,670	724,065
10430351 - 410100	OVERTIME	6,357	9,185	7,005	12,000	12,000
10430351 - 410200	TEMPORARY SALARIES	0	23,714	0	0	0
10430351 - 410500	PENSION CONTRIBUTION	39,401	78,766	75,936	88,578	90,930
10430351 - 410700	FICA/MEDICARE	26,571	47,830	47,358	52,407	56,692
10430351 - 411100	LIFE INSURANCE	914	1,331	1,435	1,428	1,755
10430351 - 411200	MEDICAL INSURANCE	76,715	144,560	159,713	171,600	200,200
10430351 - 411500	SERVICE RECOGNITION	1,307	2,100	1,914	4,385	5,010
	Total:	$ 507,431	$ 925,722	$ 947,045	$ 999,068	$ 1,090,652
OPERATING EXPENSES						
10430352 - 411300	TO EMPL BENEFETS-UNEMPLOYMENT	1,328	372	2,652	1,128	1,128
10430352 - 420100	ADVERTISING	536	1,577	996	1,500	1,000
10430352 - 420200	PRINTING AND BINDING	0	2,072	3,130	2,400	2,400
10430352 - 423000	MIS SERVICES	107,768	82,416	0	0	0
10430352 - 423300	TELEPHONE	1,900	3,079	2,699	3,000	3,000
10430352 - 423800	AUDITING SERVICES	72,166	73,313	67,875	79,000	79,000
10430352 - 423850	ACTUARIAL SERVICES	20,000	12,300	21,500	24,000	27,000
10430352 - 423900	BANKING SERVICES	4,520	5,974	7,544	7,200	7,200
10430352 - 423901	BANKING SERVICE CHARGES	9,736	6,649	12,413	10,000	16,000
10430352 - 423902	CREDIT CARD FEES	7,397	7,360	10,022	9,600	13,200
10430352 - 423903	MISCELLANEOUS EXPENSE	2,282	13,970	2,345	9,000	5,000
10430352 - 424000	TRAINING SCHOOL EXPENSES	1,735	1,094	515	2,400	2,400
10430352 - 424100	CONFERENCES & TRAVEL	3,205	4,988	1,692	3,000	3,000
10430352 - 424500	POSTAGE & MAIL SERVICES	7,929	10,361	14,027	16,670	16,000
10430352 - 424700	COMPUTER SOFTWARE	3,300	3,300	0	0	0
10430352 - 425500	APPLICATION FEES	623	0	580	150	600
10430352 - 427100	TEMPORARY AGENCY FEES	61,391	16,327	0	0	0
10430352 - 428000	PROFESSIONAL SERVICES	150	14,005	25,680	37,200	37,500
10430352 - 428400	MEMBERSHIP FEES	1,240	1,326	1,240	1,200	1,240
10430352 - 428800	RENTAL - COPY MACHINE	4,287	5,804	4,472	3,610	3,600
10430352 - 430200	PUBLICATIONS	1,875	850	919	2,700	1,500
10430352 - 431500	LICENSING SUPPLIES	6,108	5,283	6,920	7,200	6,000
10430352 - 431800	PAYROLL SUPPLIES	1,096	1,949	686	1,200	1,200
10430352 - 434500	OFFICE SUPPLIES	10,254	10,631	9,008	9,000	12,000
10430352 - 435700	EMPLOYEE RECOG SUPPLIES	0	50	55	0	0
10430352 - 442300	RISK MANAGEMENT INSURANCE	10,608	11,472	11,208	9,012	9,012
10430352 - 449900	SMALL CAPITAL ITEMS	5,399	1,236	19,968	40,000	3,000
10430352 - 451500	OFFICE EQUIPMENT	0	551	0	0	0
	Total:	$ 346,832	$ 298,310	$ 228,147	$ 280,170	$ 251,980
	Division Total:	$ 854,262	$ 1,224,032	$ 1,175,192	$ 1,279,238	$ 1,342,632

Authorized Headcount Staffing		2013 Stub Year Budget	2014 Budget	2015 Budget	2016 Budget	2017 Budget
Management Staff						
	Management Staff FTE's	4	4	4	5	5
Bargaining Staff						
	AFSCME	7	7	8	6	7
	Police					
	Fire					
	Bargaining Staff FTE's	7	7	8	6	7
Total Authorized Headcount		11	11	12	11	12

Fund Name General Fund | ***Fund - Division Number*** 10 - 036

Department Name Finance

Division Name Utility Customer Services

EXPENDITURES

DIVISION: UTILITY CUSTOMER SERVICE (036)

		2013 Stub Year Actual	2014 Year Actual	2015 Year Actual	2016 Amended Budget	2017 Budget
PERSONNEL SERVICES						
10430361 - 409000	SALARIES	181,146	271,689	306,994	322,939	338,147
10430361 - 410100	OVERTIME	1,053	2,352	4,825	6,000	6,000
10430361 - 410500	PENSION CONTRIBUTION	19,902	32,587	36,911	43,003	42,681
10430361 - 410700	FICA/MEDICARE	13,417	19,971	22,694	25,443	26,610
10430361 - 411100	LIFE INSURANCE	379	498	553	571	708
10430361 - 411200	MEDICAL INSURANCE	50,785	81,120	102,660	120,120	127,400
10430361 - 411500	SERVICE RECOGNITION	81	230	183	3,645	3,700
	Total:	**$ 266,763**	**$ 408,447**	**$ 474,820**	**$ 521,721**	**$ 545,246**
OPERATING EXPENSES						
10430362 - 420200	PRINTING AND BINDING	630	0	0	1,200	1,200
10430362 - 423000	MIS SERVICES	48,664	37,212	0	0	0
10430362 - 423300	TELEPHONE	420	856	1,502	1,600	1,200
10430362 - 423900	BANKING SERVICES	36,280	83,888	95,612	102,500	114,000
10430362 - 423903	MISCELLANEOUS EXPENSE	87	0	71	1,500	0
10430362 - 424000	TRAINING SCHOOL EXPENSES	0	0	0	2,500	1,000
10430362 - 424100	CONFERENCES & TRAVEL	0	0	0	0	0
10430362 - 424500	POSTAGE	145,722	229,211	243,719	240,000	240,000
10430362 - 424700	COMPUTER SOFTWARE	0	0	1,865	6,000	30,000
10430362 - 427100	TEMPORARY AGENCY FEES	0	0	3,822	0	20,000
10430362 - 428800	RENTAL-COPY MACHINE	90	100	218	9,330	3,200
10430362 - 434500	OFFICE SUPPLIES	12,380	25,739	22,512	31,000	12,000
10430362 - 435700	EMPLOYEE RECOG SUPPLIES	0	0	61	0	600
10430362 - 436500	COMPUTER FORMS/SUPPLIES	3,161	5,873	6,687	7,000	6,000
10430362 - 449900	SMALL CAPITAL ITEMS	324	0	0	0	1,500
	Total:	**$ 247,759**	**$ 382,879**	**$ 376,070**	**$ 402,630**	**$ 430,700**
	Division Total:	**$ 514,522**	**$ 791,326**	**$ 850,890**	**$ 924,351**	**$ 975,946**

Authorized Headcount Staffing		2013 Stub Year Budget	2014 Budget	2015 Budget	2016 Budget	2017 Budget
Management Staff						
	Management Staff FTE's	1	1	1	1	1
Bargaining Staff						
	AFSCME	5	5	5	6	6
	Police					
	Fire					
	Bargaining Staff FTE's	5	5	5	6	6
Total Authorized Headcount		6	6	6	7	7

Fund Name General Fund | ***Fund - Division Number*** 10 - 037

Department Name Finance

Division Name Purchasing

EXPENDITURES

DIVISION: PURCHASING (037)

		2013 Stub Year Actual	2014 Year Actual	2015 Year Actual	2016 Amended Budget	2017 Budget
PERSONNEL SERVICES						
10430371 - 409000	SALARIES	91,070	141,167	150,099	147,727	147,727
10430371 - 410500	PENSION CONTRIBUTION	10,442	17,676	18,726	19,392	18,408
10430371 - 410700	FICA/MEDICARE	7,043	10,844	11,526	11,473	11,477
10430371 - 411100	LIFE INSURANCE	239	319	335	329	369
10430371 - 411200	MEDICAL INSURANCE	17,000	27,040	31,860	34,320	36,400
10430371 - 411500	SERVICE RECOGNITION	1,892	2,150	2,223	2,250	2,300
	Total:	**$ 127,687**	**$ 199,195**	**$ 214,769**	**$ 215,491**	**$ 216,681**
OPERATING EXPENSES						
10430372 - 420100	ADVERTISING	266	566	895	1,200	1,000
10430372 - 420200	PRINTING AND BINDING	33	130	130	180	150
10430372 - 421300	SERV-OFFICE EQUIPMENT	688	688	0	0	0
10430372 - 423000	MIS SERVICES	24,304	18,588	0	0	0
10430372 - 423300	TELEPHONE	612	1,057	1,180	1,200	2,400
10430372 - 424100	CONFERENCES & TRAVEL	0	142	0	1,200	1,200
10430372 - 424500	POSTAGE	288	250	474	400	300
10430372 - 428400	MEMBERSHIP FEES	265	355	445	360	360
10430372 - 428800	RENTAL - COPY MACHINE	387	342	537	4,680	1,500
10430372 - 434500	OFFICE SUPPLIES	235	454	460	450	240
10430372 - 449900	SMALL CAPITAL ITEMS	0	0	0	1,500	0
	Total:	**$ 27,078**	**$ 22,572**	**$ 4,121**	**$ 11,170**	**$ 7,150**
	Division Total:	**$ 154,765**	**$ 221,767**	**$ 218,890**	**$ 226,661**	**$ 223,831**

Authorized Headcount Staffing		2013 Stub Year Budget	2014 Budget	2015 Budget	2016 Budget	2017 Budget
Management Staff						
	Management Staff FTE's	1	1	1	1	1
Bargaining Staff						
	AFSCME	1	1	1	1	1
	Police					
	Fire					
	Bargaining Staff FTE's	1	1	1	1	1
Total Authorized Headcount		2	2	2	2	2

Fund Name *General Fund* | ***Fund - Division Number*** *10 - 038*

Department Name *Finance*

Division Name *Civic Center*

EXPENDITURES

DIVISION: CIVIC CENTER (038)

		2013 Stub Year Actual	2014 Year Actual	2015 Year Actual	2016 Amended Budget	2017 Budget
OPERATING EXPENSES						
10430382 - 408899	MISC EXPENSE	0	100	200	2,013	5,694
10430382 - 421000	SERVICE TO MAINT BUILDINGS	35,346	45,905	44,059	51,565	44,400
10430382 - 423100	ELECTRICITY	35,451	59,033	44,480	32,400	45,600
10430382 - 423200	NATURAL GAS	1,931	18,175	10,705	15,000	10,200
10430382 - 424650	SECURITY	0	0	0	0	70,200
10430382 - 428060	JANITORIAL SERVICES	0	0	29,762	25,200	53,100
10430382 - 429900	CONTRACTUAL SERVICES	0	220	420	450	250
10430382 - 431200	JANITORIAL SUPPLIES	5,193	15,661	6,779	8,400	7,200
10430382 - 442000	BOILER INSURANCE	315	361	0	0	0
10430382 - 442100	PROPERTY INSURANCE	4,763	7,008	0	0	0
10430382 - 442300	RISK MANAGEMENT INSURANCE	352	492	8,136	7,356	7,356
10430382 - 449900	SMALL CAPITAL ITEMS	0	2,998	14,113	2,000	2,000
	Total:	$ 83,351	$ 149,953	$ 158,654	$ 144,384	$ 246,000
	Division Total:	**$ 83,351**	**$ 149,953**	**$ 158,654**	**$ 144,384**	**$ 246,000**

Fund Name *General Fund* | ***Fund - Division Number*** *10 - 039*

Department Name *Finance*

Division Name *City General Administration*

EXPENDITURES

DIVISION: CITY GENERAL ADMINISTRATION (039)

		2013 Stub Year Actual	2014 Year Actual	2015 Year Actual	2016 Amended Budget	2017 Budget
OPERATING EXPENSES						
10430392 - 408899	MISCELLANEOUS EXPENSE	0	0	0	0	4,812
10430392 - 424600	LEGAL SERVICES	-88	0	0	0	0
10430392 - 424800	DEMOLITION EXPENSES	180,492	84,420	0	0	0
10430392 - 428000	PROFESSIONAL SERVICES	0	4,167	0	0	600
10430392 - 428900	RENTAL EXPENSE	0	0	1,050	0	0
10430392 - 431000	FUEL EXPENSE CONTINGENCY	0	0	0	69,444	75,000
10430392 - 435400	CIVIC CENTER LEASE	394,157	268,026	405,803	408,000	412,500
10430392 - 440000	CONTINGENCIES	7,177	161	0	150,000	250,000
10430392 - 440503	SLUMBERLAND TAX REBATE	0	88,650	83,747	90,000	93,000
10430392 - 440505	JACKSON FORD TAX REBATE	0	35,767	108,714	135,000	100,000
10430392 - 440506	ASHLEY FURNITURE TAX REBATE	0	0	0	84,000	80,000
10430392 - 442900	TRAN TO CAPITAL FUND	500,000	0	0	0	0
10430392 - 443400	ECONOMIC DEVELOPMENT CORP	40,000	60,000	60,000	60,000	60,000
10430392 - 443800	CONVENTION BUREAU	208,525	240,000	270,000	260,000	260,000
10430392 - 444200	TRANSFER TO OTHER FUNDS	0	0	0	50,000	0
10430392 - 445000	SENIOR CENTER CONTRACT	44,667	67,000	67,000	67,000	71,000
10430392 - 445400	SISTER CITY PROGRAM	7,650	0	0	0	0
10430392 - 445500	ANIMAL CONTROL	415,996	563,649	569,781	580,000	576,000
10430392 - 445900	TRANSFER TO OTHER FUNDS	298,685	0	0	0	0
10430392 - 445908	TRANSFER TO MASS TRANSIT	0	0	0	0	75,000
	Division Total:	**$ 2,097,261**	**$ 1,411,839**	**$ 1,566,095**	**$ 1,953,444**	**$ 2,057,912**
	Department Total:	**$ 3,704,161**	**$ 3,798,917**	**$ 3,969,721**	**$ 4,528,078**	**$ 4,846,321**

Fund Name *General Fund* | ***Fund - Division Number*** *10 - 050*

Department Name *Planning & Building Services*

Division Name *Planning & Sustainability*

EXPENDITURES

DIVISION: PLANNING & SUSTAINABILITY (050)

		2013 Stub Year Actual	2014 Year Actual	2015 Year Actual	2016 Amended Budget	2017 Budget
PERSONNEL SERVICES						
10450501 - 409000	SALARIES	301,547	408,004	408,861	420,381	430,049
10450501 - 410100	OVERTIME	0	0	124	0	0
10450501 - 410200	TEMPORARY SALARIES	0	0	11,115	0	0
10450501 - 410500	PENSION CONTRIBUTION	33,037	48,678	49,086	54,574	52,911
10450501 - 410700	FICA/MEDICARE	22,276	29,830	31,033	32,289	32,988
10450501 - 411100	LIFE INSURANCE	964	1,134	1,170	1,171	1,389
10450501 - 411200	MEDICAL INSURANCE	57,496	81,640	88,515	102,960	109,200
10450501 - 411500	SERVICE RECOGNITION	531	1,025	1,025	1,695	1,170
	Total:	**$ 415,852**	**$ 570,311**	**$ 590,928**	**$ 613,070**	**$ 627,707**
OPERATING EXPENSES						
10450502 - 411300	TO EMPL BENEFETS-UNEMPLOYMENT	88	36	240	132	132
10450502 - 420100	ADVERTISING	696	1,552	1,121	1,405	1,405
10450502 - 420200	PRINTING AND BINDING	206	74	138	100	0
10450502 - 423000	MIS SERVICES	32,048	24,492	0	0	0
10450502 - 423300	TELEPHONE	945	1,281	1,129	1,145	0
10450502 - 424100	CONFERENCES & TRAVEL	738	1,044	1,103	2,000	1,200
10450502 - 424300	MOTOR VEHICLE EXPENSES	1,536	730	444	4,032	4,032
10450502 - 424500	POSTAGE	563	619	790	879	500
10450502 - 428000	PROFESSIONAL SERVICES	3,396	1,595	2,804	5,000	2,000
10450502 - 428400	MEMBERSHIP FEES	1,563	1,955	1,630	2,445	1,000
10450502 - 428800	RENTAL - COPY MACHINE	185	71	452	5,450	3,500
10450502 - 430200	PUBLICATIONS	398	458	204	149	100
10450502 - 431000	FUEL EXPENSE	259	301	337	246	327
10450502 - 434500	OFFICE SUPPLIES	0	0	144	230	200
10450502 - 442300	RISK MANAGEMENT INSURANCE	10,600	14,604	9,720	6,156	6,156
10450502 - 449900	SMALL CAPITAL ITEMS	0	0	0	300	200
	Total:	**$ 53,220**	**$ 48,812**	**$ 20,256**	**$ 29,669**	**$ 20,752**
	Division Total:	**$ 469,072**	**$ 619,123**	**$ 611,184**	**$ 642,739**	**$ 648,459**

Authorized Headcount Staffing	2013 Stub Year Budget	2014 Budget	2015 Budget	2016 Budget	2017 Budget
Management Staff					
Management Staff FTE's	7	5	5	5	6
Bargaining Staff					
AFSCME	1	1	1	1	
Police					
Fire					
Bargaining Staff FTE's	1	1	1	1	-
Total Authorized Headcount	8	6	6	6	6

Fund Name *General Fund* | ***Fund - Division Number*** *10 - 052*

Department Name *Planning & Building Services*

Division Name *Building Inspections*

EXPENDITURES

DIVISION: BUILDING INSPECTIONS (052)

		2013 Stub Year Actual	2014 Year Actual	2015 Year Actual	2016 Amended Budget	2017 Budget
PERSONNEL SERVICES						
10450521 - 409000	SALARIES	284,836	365,560	388,019	383,392	378,800
10450521 - 410100	OVERTIME	231	622	561	0	0
10450521 - 410200	TEMPORARY SALARIES	288	0	738	0	0
10450521 - 410500	PENSION CONTRIBUTION	31,642	44,668	47,523	50,042	46,928
10450521 - 410700	FICA/MEDICARE	21,353	27,375	29,270	29,607	28,503
10450521 - 411100	LIFE INSURANCE	416	489	509	501	621
10450521 - 411200	MEDICAL INSURANCE	51,357	68,120	79,650	85,800	91,000
10450521 - 411500	SERVICE RECOGNITION	1,110	1,457	1,761	3,630	3,660
	Total:	$ 391,232	$ 508,290	$ 548,032	$ 552,972	$ 549,512
OPERATING EXPENSES						
10450522 - 411300	TO EMPL BENEFETS-UNEMPLOYMENT	88	8,559	240	132	132
10450522 - 420200	PRINTING AND BINDING	422	940	170	255	200
10450522 - 421700	SERV TO MAINT COMM EQUIP	153	217	118	178	100
10450522 - 423000	MIS SERVICES	8,640	6,612	0	0	0
10450522 - 423300	TELEPHONE	2,068	3,214	3,544	3,812	4,600
10450522 - 424000	TRAINING SCHOOL EXPENSES	100	2,095	481	500	500
10450522 - 424100	CONFERENCES & TRAVEL	389	497	349	300	250
10450522 - 424300	MOTOR VEHICLE EXPENSES	9,200	9,080	19,908	20,256	20,256
10450522 - 424500	POSTAGE	1,607	2,254	1,936	1,919	800
10450522 - 427100	TEMP AGENCY SERVICES	359	72	0	0	0
10450522 - 428000	PROFESSIONAL SERVICES	0	0	9,229	4,500	1,500
10450522 - 428400	MEMBERSHIP FEES	377	307	735	314	250
10450522 - 430200	PUBLICATIONS	218	110	138	150	75
10450522 - 430400	CLOTHING	125	365	432	367	350
10450522 - 431000	FUEL EXPENSE	7,777	12,554	8,344	8,870	8,118
10450522 - 434000	MINOR EQUIP & TOOLS	67	197	103	230	150
10450522 - 434500	OFFICE SUPPLIES	589	282	791	150	100
10450522 - 435000	PHOTO & DRAFTING SUPPLIES	0	13	0	0	0
10450522 - 435700	EMPLOYEE RECOG SUPPLIES	0	45	45	0	0
10450522 - 442300	RISK MANAGEMENT INSURANCE	10,600	14,592	9,720	6,156	6,156
10450522 - 442600	COLLISION DEDUCTIBLE	0	530	768	1,000	1,000
	Total:	$ 42,779	$ 62,534	$ 57,050	$ 49,089	$ 44,537
	Division Total:	$ 434,011	$ 570,824	$ 605,082	$ 602,061	$ 594,049
	Department Total:	$ 903,083	$ 1,189,947	$ 1,216,266	$ 1,244,800	$ 1,242,508

Authorized Headcount Staffing		2013 Stub Year Budget	2014 Budget	2015 Budget	2016 Budget	2017 Budget
Management Staff						
	Management Staff FTE's	1	1	1	1	1
Bargaining Staff						
	AFSCME	6	5	5	5	5
	Police					
	Fire					
	Bargaining Staff FTE's	6	5	5	5	5
Total Authorized Headcount		7	6	6	6	6

Fund Name	*General Fund*	***Fund - Division Number***	*10 - 053*
Department Name	*Neighborhood Services*		
Division Name	*Neighborhood Inspections*		

EXPENDITURES

DIVISION: NEIGHBORHOOD INSPECTIONS (053)

		2013 Stub Year Actual	*2014 Year Actual*	*2015 Year Actual*	*2016 Amended Budget*	*2017 Budget*
	PERSONNEL SERVICES					
10450531 - 409000	SALARIES	148,506	252,475	334,507	362,930	334,282
10450531 - 410100	OVERTIME	308	332	91	300	300
10450531 - 410500	PENSION CONTRIBUTION	16,650	39,110	41,165	47,347	41,421
10450531 - 410700	FICA/MEDICARE	11,223	18,788	25,299	28,013	25,825
10450531 - 411100	LIFE INSURANCE	205	355	446	336	375
10450531 - 411200	MEDICAL INSURANCE	25,120	54,080	79,650	102,960	91,000
10450531 - 411500	SERVICE RECOGNITION	850	1,089	2,946	2,950	3,000
	Total:	$ 202,862	$ 366,228	$ 484,105	$ 544,836	$ 496,203
	OPERATING EXPENSES					
10450532 - 411300	TO EMPL BENEFETS-UNEMPLOYMENT	160	132	1,332	1,344	1,260
10450532 - 420100	ADVERTISING	654	816	2,972	3,000	2,000
10450532 - 420200	PRINTING AND BINDING	136	0	0	100	100
10450532 - 420600	SECURING PROPERTY	3,030	9,618	6,622	10,000	6,500
10450532 - 421700	SERV TO MAINT COMM EQUIP	276	386	211	650	0
10450532 - 423000	MIS SERVICES	9,832	7,518	0	0	0
10450532 - 423300	TELEPHONE	1,714	5,963	6,137	7,000	7,000
10450532 - 424000	TRAINING SCHOOL EXPENSES	719	69	160	500	700
10450532 - 424100	CONFERENCES & TRAVEL	0	1,321	1,282	1,200	2,000
10450532 - 424300	MOTOR VEHICLE EXPENSES	8,256	4,430	15,216	9,600	9,600
10450532 - 424500	POSTAGE	7,390	9,395	8,037	10,000	9,500
10450532 - 425300	RECORDING FEES	40,431	52,891	52,392	55,000	50,000
10450532 - 426700	PEST CONTOL	0	750	0	1,000	1,000
10450532 - 428000	PROFESSIONAL SERVICES	0	8,090	97,776	118,000	118,000
10450532 - 428400	MEMBERSHIP FEES	0	75	400	500	670
10450532 - 428800	RENTAL - COPY MACHINE	18	137	0	570	0
10450532 - 430200	PUBLICATIONS	574	560	760	960	700
10450532 - 430400	CLOTHING	242	2,440	840	2,000	1,000
10450532 - 430800	PERSONAL SAFETY GEAR	0	90	0	100	100
10450532 - 431000	FUEL EXPENSE	5,393	7,197	6,062	6,182	6,237
10450532 - 431710	ADMINISTRATIVE COURT EXPENSES	50	0	200	500	500
10450532 - 434000	MINOR EQUIP & TOOLS	9	0	45	100	100
10450532 - 434500	OFFICE SUPPLIES	5	7	1,515	6,500	1,500
10450532 - 435000	PHOTO & DRAFTING SUPPLIES	0	346	0	250	0
10450532 - 435700	EMPLOYEE RECOG SUPPLIES	48	0	0	0	0
10450532 - 442300	RISK MANAGEMENT INSURANCE	9,232	6,228	10,308	15,432	15,432
10450532 - 442600	COLLISION DEDUCTIBLE	0	0	1,000	1,000	1,000
10450532 - 449900	SMALL CAPITAL ITEMS	432	0	0	750	500
	Total:	$ 88,601	$ 118,459	$ 213,266	$ 252,238	$ 235,399
	Division Total:	$ 291,463	$ 484,687	$ 697,371	$ 797,074	$ 731,602

Authorized Headcount Staffing		**2013 Stub Year Budget**	**2014 Budget**	**2015 Budget**	**2016 Budget**	**2017 Budget**
Management Staff						
	Management Staff FTE's	1	1	1	1	1
Bargaining Staff						
	AFSCME	4	3	5	5	4
	Police					
	Fire					
	Bargaining Staff FTE's	4	3	5	5	4
Total Authorized Headcount		5	4	6	6	5

Fund Name General Fund | ***Fund - Division Number*** 10 - 054

Department Name Neighborhood Services

Division Name Neighborhood Outreach

EXPENDITURES

DIVISION: NEIGHBORHOOD OUTREACH (054)

		2013 Stub Year Actual	2014 Year Actual	2015 Year Actual	2016 Amended Budget	2017 Budget
PERSONNEL SERVICES						
10450541 - 409000	SALARIES	243,248	319,290	181,072	233,943	225,489
10450541 - 410100	OVERTIME	580	232	0	0	0
10450541 - 410200	TEMPORARY SALARIES	0	0	3,948	0	0
10450541 - 410500	PENSION CONTRIBUTION	26,101	37,907	20,921	30,383	27,817
10450541 - 410700	FICA/MEDICARE	17,598	23,235	13,177	17,976	17,343
10450541 - 411100	LIFE INSURANCE	510	620	532	561	633
10450541 - 411200	MEDICAL INSURANCE	47,023	61,880	34,220	51,480	54,600
10450541 - 411500	SERVICE RECOGNITION	754	826	270	1,040	1,220
	Total:	$ 335,815	$ 443,990	$ 254,141	$ 335,383	$ 327,102
OPERATING EXPENSES						
10450542 - 411300	TO EMPL BENEFETS-UNEMPLOYMENT	200	168	672	672	756
10450542 - 423000	MIS SERVICES	15,528	11,880	0	0	0
10450542 - 423300	TELEPHONE	735	638	235	400	275
10450542 - 424000	TRAINING SCHOOL EXPENSES	0	0	534	1,000	400
10450542 - 424300	MOTOR VEHICLE EXPENSES	0	3,220	912	2,436	2,436
10450542 - 424500	POSTAGE	43	0	793	750	75
10450542 - 443100	FUEL EXPENSE	0	299	163	0	0
10450542 - 434500	OFFICE SUPPLIES	5,485	7,876	6,837	7,000	2,000
10450542 - 442300	RISK MANAGEMENT INSURANCE	11,072	7,488	5,160	1,044	1,044
10450542 - 448501	NEIGHBORHOOD IMPROVEMENT	0	0	11,942	9,000	5,000
10450542 - 449900	SMALL CAPITAL ITEMS	0	0	0	500	300
	Total:	$ 33,063	$ 31,568	$ 27,247	$ 22,802	$ 12,286
	Division Total:	$ 368,877	$ 475,558	$ 281,387	$ 358,185	$ 339,388
	Department Total:	$ 660,341	$ 960,245	$ 978,758	$ 1,155,259	$ 1,070,990

Authorized Headcount Staffing		2013 Stub Year Budget	2014 Budget	2015 Budget	2016 Budget	2017 Budget
Management Staff						
	Management Staff FTE's	2	2	2	2	3
Bargaining Staff						
	AFSCME	4	3	1	1	
	Police					
	Fire					
	Bargaining Staff FTE's	4	3	1	1	-
Total Authorized Headcount		6	5	3	3	3

Fund Name General Fund | ***Fund - Division Number*** 10 - 060

Department Name Police

Division Name Emergency Communications

EXPENDITURES

DIVISION: EMERGENCY COMMUNICATIONS (060)

		2013 Stub Year Actual	2014 Year Actual	2015 Year Actual	2016 Amended Budget	2017 Budget
PERSONNEL SERVICES						
10460601 - 409000	SALARIES	852,417	1,277,288	1,314,792	1,362,076	1,339,372
10460601 - 410100	OVERTIME	121,418	140,588	194,565	86,263	86,263
10460601 - 410500	PENSION CONTRIBUTION	107,894	172,257	182,785	189,075	176,462
10460601 - 410700	FICA/MEDICARE	72,724	105,519	112,329	111,866	110,019
10460601 - 411100	LIFE INSURANCE	1,434	1,776	1,825	1,870	2,121
10460601 - 411200	MEDICAL INSURANCE	203,000	310,440	360,490	411,840	418,600
10460601 - 411500	SERVICE RECOGNITION	3,453	5,200	5,701	13,960	12,520
	Total:	**$ 1,362,341**	**$ 2,013,067**	**$ 2,172,488**	**$ 2,176,950**	**$ 2,145,357**
OPERATING EXPENSES						
10460602 - 411300	TO EMPL BENEFETS-UNEMPLOYMENT	776	264	2,256	1,212	1,212
10460602 - 421300	SERVICE-OFFICE EQUIP	259	1,287	644	177,833	166,063
10460602 - 421700	SERV TO MAINT COMM EQUIP	111,766	162,429	165,249	9,990	9,990
10460602 - 421750	SERV TO MAINT RADIO EQUIP	0	0	189,229	0	0
10460602 - 423000	MIS SERVICES	32,776	25,074	0	0	0
10460602 - 423300	TELEPHONE	11,394	17,341	10,435	18,000	15,000
10460602 - 424000	TRAINING SCHOOL EXPENSES	2,642	5,051	3,894	4,500	4,000
10460602 - 424100	CONFERENCES & TRAVEL	517	0	0	1,500	100
10460602 - 424500	POSTAGE	19	11	13	50	50
10460602 - 424700	COMPUTER SOFTWARE	10,000	15,488	3,178	7,500	5,000
10460602 - 428000	PROFESSIONAL SERVICES	0	0	0	0	500
10460602 - 428400	MEMBERSHIP FEES	520	544	626	1,140	700
10460602 - 428800	RENTAL-COPY MACHINE	0	0	353	2,510	2,510
10460602 - 430200	PUBLICATIONS	617	262	43	250	100
10460602 - 430400	CLOTHING	1,692	1,525	0	0	0
10460602 - 434000	MINOR EQUIP & TOOLS	818	686	161	1,000	500
10460602 - 434500	OFFICE SUPPLIES	2,000	2,022	1,664	2,500	1,600
10460602 - 442300	RISK MANAGEMENT INSURANCE	68,720	93,840	81,732	64,632	64,632
10460602 - 445911	TRANSFER TO RADIO COMMUNICATN	1,904	8,301	0	0	0
10460602 - 449900	SMALL CAPITAL ITEMS	3,140	2,029	5,000	5,000	3,500
10460602 - 451500	OFFICE EQUIPMENT	550	1,503	455	2,000	1,500
10460602 - 455100	LEC LEASE PAYMENT	0	18,530	31,765	31,776	32,724
	Total:	**$ 250,108**	**$ 356,187**	**$ 496,695**	**$ 331,393**	**$ 309,681**
	Division Total:	**$ 1,612,450**	**$ 2,369,253**	**$ 2,669,183**	**$ 2,508,343**	**$ 2,455,038**

Authorized Headcount Staffing	2013 Stub Year Budget	2014 Budget	2015 Budget	2016 Budget	2017 Budget
Management Staff					
Management Staff FTE's	4	4	4	4	4
Bargaining Staff					
AFSCME	20	20	20	20	20
Police					
Fire					
Bargaining Staff FTE's	20	20	20	20	20
Total Authorized Headcount	24	24	24	24	24

Fund Name General Fund | ***Fund - Division Number*** 10 - 065

Department Name Police

Division Name Police

EXPENDITURES

DIVISION: POLICE (065)

		2013 Stub Year Actual	2014 Year Actual	2015 Year Actual	2016 Amended Budget	2017 Budget
	PERSONNEL SERVICES					
10460651 - 409000	SALARIES	8,122,358	12,666,796	13,300,153	13,337,182	13,325,711
10460651 - 410100	OVERTIME	591,569	707,460	809,859	855,400	855,400
10460651 - 410200	TEMPORARY SALARIES	0	0	24,696	52,416	52,416
10460651 - 410500	PENSION CONTRIBUTION	23,036	45,105	51,528	59,056	59,617
10460651 - 410700	FICA/MEDICARE	129,484	201,242	217,533	233,195	236,683
10460651 - 410800	POLICE PENSION CONTRIBUTION	3,665,579	4,285,537	4,229,151	4,179,535	4,479,129
10460651 - 411100	LIFE INSURANCE	10,451	13,732	14,579	14,249	15,105
10460651 - 411200	MEDICAL INSURANCE	1,340,120	2,126,784	2,532,280	2,779,920	2,877,000
10460651 - 411220	VSP INSURANCE PREMIUMS	4,800	7,200	7,200	1,800	0
10460651 - 411500	SERVICE RECOGNITION	8,687	13,863	13,122	11,240	11,905
	Total:	**$ 13,896,084**	**$ 20,067,719**	**$ 21,200,102**	**$ 21,523,993**	**$ 21,912,966**
	OPERATING EXPENSES					
10460652 - 411300	TO EMPL BENEFETS-UNEMPLOYMENT	5,944	2,016	15,804	8,604	8,604
10460652 - 420100	ADVERTISING	85	40	99	100	100
10460652 - 420200	PRINTING AND BINDING	3,493	8,906	4,591	9,000	10,000
10460652 - 421000	SERVICE TO MAINT BUILDINGS	0	4,658	14,266	15,000	20,000
10460652 - 421300	SERV-OFFICE EQUIPMENT	282	284	288	750	300
10460652 - 421400	SERVICE- OTHER EQUIP	2,701	7,854	7,973	14,300	5,464
10460652 - 421500	IN-CAR VIDEO REPAIR	1,971	3,504	4,997	2,000	2,000
10460652 - 421700	SERV TO MAINT COMM EQUIP	17,876	29,106	25,130	32,000	28,000
10460652 - 421750	SERV TO MAINT RADIO EQUIP	0	0	0	90,230	102,000
10460652 - 423000	MIS SERVICES	177,288	135,618	0	0	0
10460652 - 423100	ELECTRICITY	698	25,069	37,773	38,000	34,900
10460652 - 423200	NATURAL GAS	0	622	7,348	9,000	9,000
10460652 - 423300	TELEPHONE	9,359	14,955	16,070	16,070	17,420
10460652 - 423310	CABLE TV	0	1,838	3,805	3,700	3,700
10460652 - 423400	WATER	0	765	1,321	1,600	1,600
10460652 - 423901	BANKING SERVICE CHARGES	0	348	600	0	0
10460652 - 423903	RELOCATION FEES	0	21,708	0	0	0
10460652 - 424000	TRAINING SCHOOL EXPENSES	36,050	52,960	48,779	56,000	48,000
10460652 - 424100	CONFERENCE & TRAVEL	0	0	0	0	0
10460652 - 424300	MOTOR VEHICLE EXPENSES	269,112	401,930	457,860	343,018	343,008
10460652 - 424500	POSTAGE	2,808	2,921	3,084	4,330	3,500
10460652 - 424700	COMPUTER SOFTWARE	6,805	10,144	9,796	54,835	20,100
10460652 - 426000	RECRUITING AND TESTING	814	1,730	1,630	10,000	10,000
10460652 - 426500	MEDICAL SERVICES	1,395	2,268	2,276	4,000	4,000
10460652 - 426700	PEST CONTROL	0	458	782	1,000	1,200
10460652 - 427000	SPECIAL INVESTIGATION FEES	2,000	2,999	3,000	3,000	3,000
10460652 - 427400	TOWING CARS	0	0	0	100	0
10460652 - 428000	PROFESSIONAL SERVICES	50	2,129	2,962	15,300	5,000
10460652 - 428060	JANITORIAL SERVICES	0	93,706	104,188	117,300	117,300
10460652 - 428300	LAUNDRY SERVICES	48	118	41	200	200
10460652 - 428400	MEMBERSHIP FEES	19,980	16,295	7,872	18,000	18,000
10460652 - 428500	RECEPTION & ENTERTAINMENT	0	0	0	1,000	1,000
10460652 - 428800	RENTAL - COPY MACHINE	652	5,091	8,383	13,280	13,280
10460652 - 428900	RENTAL - EQUIPMENT	15,278	28,815	120	120	0
10460652 - 429000	RENTAL - LEC PARKING	2,000	1,549	0	0	0
10460652 - 430200	PUBLICATIONS	426	610	657	1,000	600
10460652 - 430400	CLOTHING	47,865	54,688	60,339	61,000	55,000

Fund Name General Fund | ***Fund - Division Number*** 10 - 065

Department Name Police

Division Name Police

EXPENDITURES

DIVISION: POLICE (065)

		2013 Stub Year Actual	2014 Year Actual	2015 Year Actual	2016 Amended Budget	2017 Budget
OPERATING EXPENSES						
10460652 - 430500	AMMUNITION	28,558	61,282	45,000	45,000	45,000
10460652 - 430700	GENERAL SAFETY GEAR	780	1,950	1,519	2,000	2,000
10460652 - 431000	FUEL EXPENSE	228,013	363,431	226,049	241,593	227,700
10460652 - 431200	JANITORIAL SUPPLIES	0	2,930	5,727	6,000	6,000
10460652 - 431600	REGULATORY SUPPLIES	5,789	8,850	5,853	4,800	5,000
10460652 - 432000	MATERIALS - BUILDINGS	0	243	1,438	1,500	2,000
10460652 - 432800	MATERIALS - EQUIPMENT	185	2,159	1,515	1,500	1,500
10460652 - 434000	MINOR EQUIP & TOOLS	5,212	6,817	10,257	10,000	11,700
10460652 - 434500	OFFICE SUPPLIES	15,651	20,112	16,470	17,000	12,000
10460652 - 435000	PHOTO & DRAFTING SUPPLIES	1,557	2,339	1,028	1,500	1,500
10460652 - 435100	DOG EXPENSES	2,950	4,108	2,728	5,000	5,000
10460652 - 435120	PROFESSIONAL STANDARDS EXPENS	1,303	1,990	1,793	3,000	3,000
10460652 - 435700	EMPLOYEE RECOG SUPPLIES	48	467	220	400	400
10460652 - 436500	COMPUTER FORMS/SUPPLIES	0	0	0	4,200	0
10460652 - 440900	PRIN PAYMENTS-LEASE HOLD IMPR	0	143,288	291,874	297,144	303,124
10460652 - 441000	INT PAYMENT-LESAE HOLD IMPROV	0	15,698	24,365	19,095	13,115
10460652 - 442300	RISK MANAGEMENT INSURANCE	427,240	656,940	572,136	460,536	460,536
10460652 - 442600	COLLISION DEDUCTIBLE	8,029	8,362	1,722	20,000	20,000
10460652 - 444100	DEBT SERVICE FUNDING	0	0	0	44,400	0
10460652 - 445911	TRANSFER TO RADIO COMMUNICATN	53,710	90,247	0	0	0
10460652 - 449900	SMALL CAPITAL ITEMS	25,389	13,786	8,924	27,000	20,000
10460652 - 449930	DPD LEASE HOLD IMPROVEMENTS	0	16,201	0	0	0
10460652 - 455100	LEC LEASE PAYMENT	0	162,781	0	0	0
10460652 - 455200	VEHICLE LEASE PAYMENT	65,871	99,508	200,128	0	0
10460652 - 455300	POLICE BLDG LEASE PAYMENT	0	295,074	505,841	505,842	505,842
	Total:	**$ 1,495,265**	**$ 2,914,264**	**$ 2,776,418**	**$ 2,661,347**	**$ 2,531,693**
	Division Total:	**$ 15,391,349**	**$ 22,981,983**	**$ 23,976,520**	**$ 24,185,340**	**$ 24,444,659**
	Department Total:	**$ 17,003,799**	**$ 25,351,236**	**$ 26,645,703**	**$ 26,693,683**	**$ 26,899,697**

Authorized Headcount Staffing		2013 Stub Year Budget	2014 Budget	2015 Budget	2016 Budget	2017 Budget
Management Staff						
	Management Staff FTE's	12	13	13	13	12
Bargaining Staff						
	AFSCME	3	2	2	2	4
	Police	153	153	155	154	154
	Fire					
	Bargaining Staff FTE's	156	155	157	156	158
Total Authorized Headcount		168	168	170	169	170

Fund Name General Fund | ***Fund - Division Number*** 10 - 070

Department Name Fire

Division Name Fire

EXPENDITURES

DIVISION: FIRE (070)

		2013 Stub Year Actual	2014 Year Actual	2015 Year Actual	2016 Amended Budget	2017 Budget
	PERSONNEL SERVICES					
10470701 - 409000	SALARIES	5,680,471	8,609,596	8,962,594	9,011,736	9,207,942
10470701 - 409001	CONTRA SALARY EXP WORK COMP	-1,458	0	0	0	0
10470701 - 410100	OVERTIME	104,095	163,125	233,837	230,600	230,000
10470701 - 410500	PENSION CONTRIBUTION	6,515	5,478	5,627	6,118	6,015
10470701 - 410700	FICA/MEDICARE	80,503	121,512	129,233	133,985	137,592
10470701 - 410801	FIRE PENSION CONTRIBUTION	3,806,762	4,224,508	4,265,438	4,984,662	5,187,654
10470701 - 411100	LIFE INSURANCE	7,291	9,060	9,464	9,216	10,053
10470701 - 411200	MEDICAL INSURANCE	983,960	1,481,480	1,728,977	1,870,440	1,965,600
10470701 - 411210	DUTY DISABILITY INS PREMIUMS	48,191	70,836	72,660	78,000	78,000
10470701 - 411220	VSP INSURANCE PREMIUMS	19,200	28,800	28,800	28,800	23,200
10470701 - 411500	SERVICE RECOGNITION	7,029	6,003	5,850	6,300	6,560
10470701 - 413050	WELLNESS BENEFIT	0	24,603	24,300	25,000	25,000
10470701 - 414000	PEHP ACCOUNT	77,135	97,664	106,235	33,000	33,000
	Total:	**$ 10,819,694**	**$ 14,842,666**	**$ 15,573,015**	**$ 16,417,857**	**$ 16,910,616**
	OPERATING EXPENSES					
10470702 - 411300	TO EMPL BENEFETS-UNEMPLOYMENT	1,472	3,454	4,392	2,280	2,280
10470702 - 420200	PRINTING AND BINDING	129	376	848	500	500
10470702 - 421000	SERVICE TO MAINT BUILDINGS	88,500	66,064	117,836	130,000	50,000
10470702 - 421400	SERVICE- OTHER EQUIP	12,741	31,026	15,037	18,000	185,000
10470702 - 421700	SERVICE & EQUIPMENT - RADIOS	3,946	5,080	5,778	48,880	48,880
10470702 - 423000	MIS SERVICES	55,656	42,564	0	0	0
10470702 - 423100	ELECTRICITY	28,146	34,616	39,403	37,000	37,000
10470702 - 423200	NATURAL GAS	11,307	39,862	25,867	33,000	33,000
10470702 - 423300	TELEPHONE/BROADBAND	27,410	47,681	51,450	52,000	52,000
10470702 - 423400	WATER	3,551	5,689	6,971	6,000	6,000
10470702 - 423901	BANKING SERVICE CHARGES	0	0	250	250	250
10470702 - 424000	TRAINING SCHOOL EXPENSES	17,656	9,012	43,616	50,000	50,000
10470702 - 424100	CONFERENCES & TRAVEL	-125	1,002	500	600	600
10470702 - 424300	MOTOR VEHICLE EXPENSES	191,241	226,570	311,808	329,316	329,316
10470702 - 424400	BOAT EXPENSES	35	200	0	100	100
10470702 - 424500	POSTAGE	442	854	519	700	700
10470702 - 424600	LEGAL SERVICES	0	33,523	0	0	0
10470702 - 424700	COMPUTER SOFTWARE	5,402	18,400	13,890	18,000	18,000
10470702 - 426000	RECRUITING AND TRAINING	0	0	0	500	500
10470702 - 426600	PHYSICAL EXAM FEES	9,268	1,280	8,634	12,000	12,000
10470702 - 426700	PEST CONTROL	1,677	2,621	2,593	4,000	4,000
10470702 - 428000	PROFESSIONAL FEES	803	659	563	1,500	1,500
10470702 - 428400	MEMBERSHIP FEES	911	3,239	2,961	2,500	2,500
10470702 - 428500	RECEPTION & ENTERTAINMENT	614	541	134	1,000	1,000
10470702 - 428800	RENTAL - COPY MACHINE	406	534	1,204	7,010	7,010
10470702 - 430200	PUBLICATIONS	2,365	2,221	1,749	1,500	1,500
10470702 - 430300	HORTICULTURAL SUPPLIES	334	250	358	500	500
10470702 - 430400	CLOTHING	45,745	67,761	66,366	94,000	94,000
10470702 - 430800	PERSONAL SAFETY GEAR	182	326	84	1,000	1,000
10470702 - 430900	OXYGEN & OTHER CHEMICALS	3,317	5,128	4,579	6,000	6,000
10470702 - 431000	FUEL EXPENSE	46,810	75,818	52,658	55,545	56,498
10470702 - 431200	JANITORIAL SUPPLIES	4,619	5,913	6,431	7,500	7,500
10470702 - 432000	MATERIALS - BUILDINGS	2,175	2,877	5,810	4,500	4,500
10470702 - 432800	MATERIALS - EQUIPMENT	6,267	9,311	10,199	18,000	18,000

Fund Name General Fund | ***Fund - Division Number*** 10 - 070

Department Name Fire

Division Name Fire

EXPENDITURES

DIVISION: FIRE (070)

		2013 Stub Year Actual	2014 Year Actual	2015 Year Actual	2016 Amended Budget	2017 Budget
	OPERATING EXPENSES					
10470702 - 433100	MEDICAL SUPPLIES	6,442	4,919	4,290	7,000	7,000
10470702 - 434000	MINOR EQUIP & TOOLS	918	1,734	2,276	3,900	3,900
10470702 - 434500	OFFICE SUPPLIES	3,654	5,100	3,806	6,000	6,000
10470702 - 434600	TRAINING & TESTING SUPPLY	64	2,040	3,818	1,250	1,250
10470702 - 435000	PHOTO & DRAFTING SUPPLIES	0	92	0	250	250
10470702 - 435700	EMPLOYEE RECOG SUPPLIES	124	233	50	0	0
10470702 - 437000	OTHER COMMODITIES	725	1,236	857	1,450	1,450
10470702 - 440900	PRINCIPAL PAYMENTS	0	0	0	5,980	6,181
10470702 - 441000	INTEREST PAYMENTS	0	0	0	5,236	5,028
10470702 - 442300	RISK MANAGEMENT INSURANCE	305,232	328,536	257,940	214,704	214,704
10470702 - 442600	COLLISION DEDUCTIBLE	0	0	0	3,000	3,000
10470702 - 442900	TRANSFER TO FIRE CAPITAL FUND	0	0	0	470,000	315,000
10470702 - 445900	REIMBURSEMENT TO OTHER FUNDS	0	6,900	11,124	0	0
10470702 - 445911	TRANSFER TO RADIO COMMUNICATN	25,534	42,381	0	0	0
10470702 - 446700	EDUCATIONAL SUPPLIES	2,213	1,158	473	2,700	2,700
10470702 - 449900	SMALL CAPITAL ITEMS	23,910	27,648	12,296	55,000	80,000
10470702 - 449910	FIRE PROGRAMAS	0	0	20,470	0	0
10470702 - 452000	OTHER EQUIPMENT	1,318	830	1,534	26,000	26,000
10470702 - 455200	VEHICLE LEASE PAYMENT	148,544	148,544	149,910	0	0
	Total:	**$ 1,091,679**	**$ 1,315,803**	**$ 1,271,326**	**$ 1,746,151**	**$ 1,704,097**
	Division Total:	**$ 11,911,372**	**$ 16,158,469**	**$ 16,844,341**	**$ 18,164,008**	**$ 18,614,713**
	Department Total:	**$ 11,911,372**	**$ 16,158,469**	**$ 16,844,341**	**$ 18,164,008**	**$ 18,614,713**

Authorized Headcount Staffing		2013 Stub Year Budget	2014 Budget	2015 Budget	2016 Budget	2017 Budget
Management Staff						
	Management Staff FTE's	7	7	7	7	7
Bargaining Staff						
	AFSCME	1	-	-	-	-
	Police					
	Fire	110	104	104	104	104
	Bargaining Staff FTE's	111	104	104	104	104
Total Authorized Headcount		118	111	111	111	111

Fund Name *General Fund* | ***Fund - Division Number*** *10 - 080*

Department Name *Public Works*

Division Name *Public Works Administration*

EXPENDITURES

DIVISION: PUBLIC WORKS ADMIN (080)

		2013 Stub Year Actual	2014 Year Actual	2015 Year Actual	2016 Amended Budget	2017 Budget
PERSONNEL SERVICES						
10480801 - 409000	SALARIES	105,622	163,815	179,690	175,127	177,607
10480801 - 410500	PENSION CONTRIBUTION	12,027	20,479	22,289	22,656	21,817
10480801 - 410700	FICA/MEDICARE	7,862	12,394	12,994	13,404	13,602
10480801 - 411100	LIFE INSURANCE	366	486	527	514	567
10480801 - 411200	MEDICAL INSURANCE	17,000	27,040	32,745	34,320	36,400
10480801 - 411500	SERVICE RECOGNITION	100	145	80	90	200
	Total:	**$ 142,978**	**$ 224,359**	**$ 248,325**	**$ 246,111**	**$ 250,193**
OPERATING EXPENSES						
10480802 - 411300	TO EMPL BENEFETS-UNEMPLOYMENT	2,520	708	708	120	120
10480802 - 420200	PRINTING AND BINDING	0	264	0	100	0
10480802 - 421700	SERV TO MAINT COMM EQUIP	54	81	20,286	50,000	40,000
10480802 - 423000	MIS CHARGES	9,832	7,518	3	0	0
10480802 - 423300	TELEPHONE	855	1,249	1,168	1,000	1,000
10480802 - 424000	TRAINING SCHOOL EXPENSES	0	0	53	250	200
10480802 - 424100	CONFERENCES & TRAVEL	122	259	291	400	325
10480802 - 424300	MOTOR VEHICLE EXPENSE	1,189	0	0	0	0
10480802 - 424500	POSTAGE	66	667	393	1,500	2,500
10480802 - 424700	COMPUTER SOFTWARE	0	0	25,000	25,000	29,000
10480802 - 425300	RECORDING FEES	0	0	0	4,800	1,000
10480802 - 428000	PROFESSIONAL FEES	2,569	29,620	35,242	40,000	35,000
10480802 - 428400	MEMBERSHIP FEES	407	646	760	650	700
10480802 - 428500	RECEPTION & ENTERTAINMENT	38	65	370	200	300
10480802 - 428800	RENTAL-COPY MACHINE	0	0	300	3,670	1,950
10480802 - 430200	PUBLICATIONS	935	147	174	500	500
10480802 - 434000	MINOR EQUIP & TOOLS	0	0	0	100	100
10480802 - 434500	OFFICE SUPPLIES	5,634	8,231	6,652	8,000	7,000
10480802 - 435700	EMPLOYEE RECOG SUPPLIES	725	832	697	800	400
10480802 - 440900	PRINCIPAL PAYMENTS	0	0	0	99,868	109,612
10480802 - 441000	INTEREST PAYMENTS	0	0	0	28,519	18,989
10480802 - 442300	RISK MANAGEMENT INSURANCE	95,616	1,980	1,740	1,128	1,128
10480802 - 442600	COLLISION DEDUCTIBLE	1,000	2,000	3,000	11,000	3,000
10480802 - 449900	SMALL CAPITAL ITEMS	0	0	42	100	100
10480802 - 449940	LEASE PURCHASE	0	0	638,855	0	0
	Total:	**$ 121,563**	**$ 54,266**	**$ 735,733**	**$ 277,705**	**$ 252,924**
	Division Total:	**$ 264,541**	**$ 278,625**	**$ 984,058**	**$ 523,816**	**$ 503,117**

Authorized Headcount Staffing	2013 Stub Year Budget	2014 Budget	2015 Budget	2016 Budget	2017 Budget
Management Staff					
Management Staff FTE's	2	2	2	2	2
Bargaining Staff					
AFSCME					
Police					
Fire					
Bargaining Staff FTE's	-	-	-	-	-
Total Authorized Headcount	2	2	2	2	2

Fund Name General Fund | ***Fund - Division Number*** 10 - 082

Department Name Public Works

Division Name Engineering

EXPENDITURES

DIVISION: ENGINEERING (082)

		2013 Stub Year Actual	2014 Year Actual	2015 Year Actual	2016 Amended Budget	2017 Budget
PERSONNEL SERVICES						
10480821 - 409000	SALARIES	418,748	623,966	657,514	700,475	780,848
10480821 - 410100	OVERTIME	17,864	9,311	5,521	10,000	10,000
10480821 - 410500	PENSION CONTRIBUTION	47,668	75,777	80,033	92,657	97,873
10480821 - 410700	FICA/MEDICARE	32,136	46,435	49,208	54,820	61,021
10480821 - 411100	LIFE INSURANCE	936	1,312	1,344	1,514	1,869
10480821 - 411200	MEDICAL INSURANCE	87,500	139,360	161,660	188,760	218,400
10480821 - 411500	SERVICE RECOGNITION	2,138	4,243	5,073	6,130	6,810
	Total:	**$ 606,990**	**$ 900,404**	**$ 960,351**	**$ 1,054,356**	**$ 1,176,821**
OPERATING EXPENSES						
10480822 - 411300	UNEMPLOYMENT INSURANCE	0	0	0	660	660
10480822 - 411600	EMPLOYEE RELOCATION	0	564	0	0	0
10480822 - 420300	GRAPHIC REPRODUCTIONS	3,541	3,932	2,732	5,000	5,000
10480822 - 421300	SERV-OFFICE EQUIPMENT	0	0	0	200	100
10480822 - 421400	SERVICE- OTHER EQUIP	565	2,179	2,358	2,500	2,000
10480822 - 421700	SERV TO MAINT COMM EQUIP	409	568	310	0	0
10480822 - 423000	MIS SERVICES	35,856	27,420	0	0	0
10480822 - 423300	TELEPHONE	3,394	4,038	3,883	5,100	5,100
10480822 - 424000	TRAINING SCHOOL EXPENSES	35	1,088	2,191	5,000	5,000
10480822 - 424100	CONFERENCES & TRAVEL	6,051	939	2,820	4,000	3,000
10480822 - 424300	MOTOR VEHICLE EXPENSES	8,323	16,590	8,016	13,404	13,404
10480822 - 424500	POSTAGE	1,803	802	1,970	2,500	2,000
10480822 - 424700	COMPUTER SOFTWARE	8,392	10,416	9,132	11,500	11,500
10480822 - 427100	TEMP AGENCY SERVICES	15,344	5,533	4,774	10,000	14,000
10480822 - 427500	UTILITY LICENSE	1,034	1,084	700	2,300	2,300
10480822 - 428000	PROFESSIONAL SERVICES	15,345	1,815	3,554	10,000	5,500
10480822 - 428400	MEMBERSHIP FEES	1,073	1,462	2,203	3,000	3,000
10480822 - 428800	RENTAL - COPY MACHINE	505	519	379	1,790	670
10480822 - 430200	PUBLICATIONS	1,837	1,384	1,918	1,500	1,500
10480822 - 430700	GENERAL SAFETY GEAR	138	1,183	178	800	800
10480822 - 430800	PERSONAL SAFETY GEAR	444	0	0	0	0
10480822 - 431000	FUEL EXPENSE	6,270	6,325	3,680	3,687	4,356
10480822 - 434000	MINOR EQUIP & TOOLS	1,408	2,655	706	2,000	2,000
10480822 - 442300	RISK MANAGEMENT INSURANCE	26,096	48,516	38,256	7,128	7,128
10480822 - 449900	SMALL CAPITAL ITEMS	220	841	1,397	2,000	1,500
	Total:	**$ 138,084**	**$ 139,853**	**$ 91,157**	**$ 94,069**	**$ 90,518**
	Division Total:	**$ 745,073**	**$ 1,040,257**	**$ 1,051,508**	**$ 1,148,425**	**$ 1,267,339**

Authorized Headcount Staffing		2013 Stub Year Budget	2014 Budget	2015 Budget	2016 Budget	2017 Budget
Management Staff						
	Management Staff FTE's	6	6	6	6	6
Bargaining Staff						
	AFSCME	6	5	5	5	6
	Police					
	Fire					
	Bargaining Staff FTE's	6	5	5	5	6
Total Authorized Headcount		12	11	11	11	12

Fund Name General Fund | ***Fund - Division Number*** 10 - 083

Department Name Public Works

Division Name Municipal Services

EXPENDITURES

DIVISION: MUNICIPAL SERVICES (083)

		2013 Stub Year Actual	2014 Year Actual	2015 Year Actual	2016 Amended Budget	2017 Budget
PERSONNEL SERVICES						
10480831 - 409000	SALARIES	1,511,023	2,175,162	2,311,652	2,315,723	2,514,359
10480831 - 410100	OVERTIME	92,264	222,108	142,621	150,000	150,000
10480831 - 410200	TEMPORARY SALARIES	0	1,724	498	500	500
10480831 - 410500	PENSION CONTRIBUTION	180,552	297,081	302,715	322,900	331,037
10480831 - 410700	FICA/MEDICARE	120,669	180,774	184,867	191,081	206,431
10480831 - 411100	LIFE INSURANCE	3,088	3,829	3,987	3,904	5,007
10480831 - 411200	MEDICAL INSURANCE	414,014	603,664	714,545	772,200	891,800
10480831 - 411220	VSP INSURANCE PREMIUMS	12,000	13,200	7,200	3,600	0
10480831 - 411500	SERVICE RECOGNITION	9,769	14,777	17,608	31,570	33,580
	Total:	**$ 2,343,380**	**$ 3,512,318**	**$ 3,685,693**	**$ 3,791,478**	**$ 4,132,714**
OPERATING EXPENSES						
10480832 - 411300	TO EMPL BENEFETS-UNEMPLOYMENT	0	8,740	6,660	2,952	2,952
10480832 - 423000	MIS SERVICES	14,928	11,406	0	0	0
10480832 - 423100	ELECTRICITY	41,080	45,052	46,238	42,000	47,700
10480832 - 423200	NATURAL GAS	0	9,979	7,113	10,404	7,700
10480832 - 423300	TELEPHONE	8,536	13,711	15,812	15,030	15,300
10480832 - 423400	WATER	354	731	876	0	0
10480832 - 423903	MISCELLANEOUS EXPENSE	0	20,000	45	0	0
10480832 - 424300	MOTOR VEHICLE EXPENSES	432	850	876	4,392	4,392
10480832 - 426500	MEDICAL EXPENSES	120	0	0	600	600
10480832 - 426900	WEATHER SERVICES	4,190	4,190	4,290	4,410	4,410
10480832 - 427100	TEMPORARY AGENCY FEES	117,515	155,278	139,618	132,000	171,030
10480832 - 428800	RENTAL-COPY MACHINE	306	313	385	3,390	1,500
10480832 - 431000	GASOLINE	599	1,000	599	606	614
10480832 - 442300	RISK MANAGEMENT INSURANCE	611,640	991,488	740,892	363,912	363,912
	Total:	**$ 799,701**	**$ 1,262,739**	**$ 963,404**	**$ 579,696**	**$ 620,110**
	Division Total:	**$ 3,143,081**	**$ 4,775,057**	**$ 4,649,097**	**$ 4,371,174**	**$ 4,752,824**

Authorized Headcount Staffing		2013 Stub Year Budget	2014 Budget	2015 Budget	2016 Budget	2017 Budget
Management Staff						
	Management Staff FTE's	10	10	10	10	9
Bargaining Staff						
	AFSCME	40	39	39	39	41
	Police					
	Fire					
	Bargaining Staff FTE's	40	39	39	39	41
Total Authorized Headcount		50	49	49	49	50

Fund Name General Fund | ***Fund - Division Number*** 10 - 084

Department Name Public Works

Division Name Streets

EXPENDITURES

DIVISION: STREETS (084)

		2013 Stub Year Actual	2014 Year Actual	2015 Year Actual	2016 Amended Budget	2017 Budget
	OPERATING EXPENSES					
10480842 - 420200	PRINTING AND BINDING	245	245	733	750	500
10480842 - 421400	SERVICE- OTHER EQUIP	673	370	2,326	3,000	2,000
10480842 - 421700	SERV TO MAINT COMM EQUIP	1,036	1,431	781	0	0
10480842 - 422000	SERV- PUMPING STATIONS	4,625	0	13,029	13,000	0
10480842 - 423000	MIS SERVICES	5,224	3,996	0	0	0
10480842 - 424000	TRAINING SCHOOL EXPENSES	320	0	0	1,000	1,000
10480842 - 424100	CONFERENCES & TRAVEL	1,168	583	483	1,500	1,500
10480842 - 424300	MOTOR VEHICLE EXPENSES	390,656	452,630	663,816	682,800	682,800
10480842 - 424500	POSTAGE	24	44	122	150	100
10480842 - 426400	LANDFILL SERVICES	124,469	158,421	165,870	180,000	180,000
10480842 - 428400	MEMBERSHIP FEES	911	870	280	1,000	1,000
10480842 - 428800	RENTAL - COPY MACHINE	0	28	0	0	0
10480842 - 428900	RENTAL - EQUIPMENT	0	0	60	1,000	1,000
10480842 - 430200	PUBLICATIONS	262	262	262	300	300
10480842 - 430700	GENERAL SAFETY GEAR	1,657	3,298	2,659	4,000	4,000
10480842 - 430800	PERSONAL SAFETY GEAR	2,066	3,247	3,876	3,200	3,800
10480842 - 430900	CHEMICALS	862	88	617	1,200	1,000
10480842 - 431000	FUEL EXPENSE	77,596	180,263	87,145	96,728	90,916
10480842 - 432200	MAT FOR STREETS & ALLEYS	105,777	141,452	90,069	150,000	130,000
10480842 - 432300	MATERIAL FOR CULVERTS	6,945	8,608	5,188	10,000	0
10480842 - 432400	MATERIALS - SEWERS	11,549	15,031	8,354	15,000	0
10480842 - 432600	MATERIAL FOR SIDEWALKS	1,343	15,542	3,646	30,000	20,000
10480842 - 432800	MATERIALS - EQUIPMENT	1,086	541	23	500	500
10480842 - 434000	MINOR EQUIP & TOOLS	6,478	6,219	6,230	12,000	10,000
10480842 - 434600	TRAINING & TESTING SUPPLY	37	35	0	300	300
10480842 - 435800	MAT FOR SNOW & ICE	6,704	141,497	11,656	25,000	15,000
10480842 - 436000	TRAFFIC CONTROL SUPPLIES	2,146	3,383	3,382	4,000	4,000
10480842 - 449900	SMALL CAPITAL ITEMS	1,564	2,113	5,787	20,000	10,000
10480842 - 452000	OTHER EQUIPMENT	19,990	0	0	0	0
	Total:	**$ 775,416**	**$ 1,140,198**	**$ 1,076,393**	**$ 1,256,428**	**$ 1,159,716**
	Division Total:	**$ 775,416**	**$ 1,140,198**	**$ 1,076,393**	**$ 1,256,428**	**$ 1,159,716**

Fund Name General Fund | ***Fund - Division Number*** 10 - 086

Department Name Public Works

Division Name Traffic & Parking

EXPENDITURES

DIVISION: TRAFFIC & PARKING (086)

		2013 Stub Year Actual	2014 Year Actual	2015 Year Actual	2016 Amended Budget	2017 Budget
	OPERATING EXPENSES					
10480862 - 420900	SERV - CENTRAL PARK	0	718	7,181	37,500	6,000
10480862 - 421000	SERVICE TO MAINT BUILDINGS	856	798	278	3,500	3,000
10480862 - 421400	SERVICE- OTHER EQUIP	1,847	1,616	2,365	5,000	11,000
10480862 - 421700	SERV TO MAINT COMM EQUIP	1,848	1,376	750	0	0
10480862 - 422100	SERV - STREET LIGHTING	10,173	6,908	11,847	15,000	15,000
10480862 - 422200	SERV - TRAFFIC EQUIP	18,136	7,200	17,445	15,000	15,000
10480862 - 423000	MIS SERVICES	16,984	12,990	0	0	0
10480862 - 423500	ELECTRICITY-STREET LIGHTS	656,908	1,327,340	1,317,825	1,250,000	1,448,873
10480862 - 423600	ELECTRICITY-TRAFFIC LIGHTS	57,364	94,965	105,146	90,000	123,206
10480862 - 423900	BANKING SERVICES	0	345	0	0	0
10480862 - 424000	TRAINING SCHOOL EXPENSES	0	1,087	4,300	7,200	4,000
10480862 - 424100	CONFERENCES & TRAVEL	154	0	0	900	900
10480862 - 424300	MOTOR VEHICLE EXPENSES	48,184	35,360	78,132	80,138	80,148
10480862 - 424500	POSTAGE	2,590	3,634	2,636	2,500	2,500
10480862 - 424700	COMPUTER SOFTWARE	0	13,500	19,480	7,568	7,568
10480862 - 427100	TEMP AGENCY SERVICES	9,613	18,781	27,734	20,000	20,000
10480862 - 428400	MEMBERSHIP FEES	524	562	275	1,000	1,000
10480862 - 430200	PUBLICATIONS	0	1,053	0	0	0
10480862 - 430400	CLOTHING	118	970	255	0	0
10480862 - 430800	PERSONAL SAFETY GEAR	1,248	1,281	1,255	1,500	1,500
10480862 - 431000	FUEL EXPENSE	13,446	22,806	15,637	15,877	11,704
10480862 - 431200	JANITORIAL SUPPLIES	0	351	121	300	300
10480862 - 432000	MATERIALS - BUILDINGS	581	3,498	3,267	4,000	3,000
10480862 - 432100	MATERIAL FOR SIGNS	74,747	71,386	49,416	80,000	60,000
10480862 - 432500	MATERIAL - CENTRAL PARK	0	7,377	2,536	5,000	5,000
10480862 - 432710	MATERIAL TRAFFIC SIGNALS	32,211	49,369	102,651	80,000	70,000
10480862 - 432720	MATERIALS - ADOPT A STREET	1,495	1,105	334	2,000	1,500
10480862 - 432800	MATERIALS - EQUIPMENT	1,523	982	430	1,500	1,000
10480862 - 432900	MATERIAL - STREET LIGHTS	23,699	18,711	20,188	20,000	20,000
10480862 - 433000	MATERIAL- SIRENS	23,680	31,372	28,375	35,000	38,000
10480862 - 434000	MINOR EQUIP & TOOLS	1,807	2,608	2,975	3,000	3,000
10480862 - 436500	COMPUTER FORMS/ SUPPLIES	996	1,200	2,408	0	0
10480862 - 440504	GARAGE C DISPLACEMENT REBATE	148	0	0	0	0
10480862 - 440900	PRINCIPAL PAYMENTS	0	0	0	2,568	2,658
10480862 - 441000	INTEREST PAYMENTS	0	0	0	2,244	2,163
10480862 - 445900	REIMBURSEMENT TO OTHER FUNDS	0	3,005	4,776	0	0
10480862 - 449900	SMALL CAPITAL ITEMS	4,278	6,486	1,614	5,000	5,000
10480862 - 455200	VEHICLE LEASE PAYMENT	0	4,916	6,554	6,555	6,555
	Total:	$ 1,005,159	$ 1,755,654	$ 1,838,187	$ 1,799,850	$ 1,969,575
	Division Total:	**$ 1,005,159**	**$ 1,755,654**	**$ 1,838,187**	**$ 1,799,850**	**$ 1,969,575**

City of Decatur, Illinois
2017 Budget
General Fund Statement of Activity

Fund Name	*General Fund*	***Fund - Division Number***	*10 - 088*
Department Name	*Public Works*		
Division Name	*Urban Forestry*		

EXPENDITURES

DIVISION: URBAN FORESTRY (088)

		2013 Stub Year Actual	2014 Year Actual	2015 Year Actual	2016 Amended Budget	2017 Budget
	OPERATING EXPENSES					
10480882 - 420200	PRINTING AND BINDING	0	0	0	100	50
10480882 - 420400	HAZARDOUS TREE REMOVAL	400	22,380	61,835	100,000	90,000
10480882 - 420800	LANDSCAPE WASTE	0	0	0	16,500	16,500
10480882 - 420900	SERV- CENTRAL PARK	2,500	0	0	0	0
10480882 - 421000	SERVICE TO MAINT BUILDINGS	30,786	20,385	31,101	40,000	30,000
10480882 - 421400	SERVICE- OTHER EQUIP	2,408	3,854	2,446	3,200	3,000
10480882 - 421700	SERV TO MAINT COMM EQUIP	350	487	266	0	0
10480882 - 424000	TRAINING SCHOOL EXPENSES	528	2,571	148	2,000	2,000
10480882 - 424300	MOTOR VEHICLE EXPENSES	104,408	218,270	164,280	160,272	160,272
10480882 - 424500	POSTAGE	67	11	42	100	50
10480882 - 426700	PEST CONTROL	204	289	210	360	300
10480882 - 427800	TREE REPLACEMENT	360	780	0	250	2,250
10480882 - 428060	JANITORIAL SERVICES	0	0	34,300	42,840	42,840
10480882 - 428400	MEMBERSHIP FEES	465	380	560	500	500
10480882 - 429900	CONTRACTUAL SERVICES	63,284	92,009	78,262	65,000	50,000
10480882 - 430200	PUBLICATIONS	0	120	0	0	0
10480882 - 430300	HORTICULTURAL SUPPLIES	0	145	0	500	300
10480882 - 430700	GENERAL SAFETY GEAR	354	455	453	1,000	1,000
10480882 - 430800	PERSONAL SAFETY GEAR	856	500	622	1,500	1,500
10480882 - 430900	CHEMICALS	692	868	504	1,500	1,000
10480882 - 431000	FUEL EXPENSE	32,498	55,986	31,113	33,711	27,287
10480882 - 431200	JANITORIAL SUPPLIES	825	1,586	5,404	5,000	5,000
10480882 - 432000	MATERIALS - BUILDINGS	2,526	4,735	5,349	3,400	3,400
10480882 - 432500	MATERIAL FOR CENTRAL PK	1,731	44	0	0	0
10480882 - 432800	MATERIALS - EQUIPMENT	2,167	4,670	5,398	9,000	6,000
10480882 - 434000	MINOR EQUIP & TOOLS	3,999	2,453	2,964	4,000	3,000
10480882 - 449900	SMALL CAPITAL ITEMS	4,339	9,700	4,994	10,000	10,000
	Total:	**$ 255,745**	**$ 442,678**	**$ 430,250**	**$ 500,733**	**$ 456,249**
	Division Total:	**$ 255,745**	**$ 442,678**	**$ 430,250**	**$ 500,733**	**$ 456,249**
	Department Total:	**$ 6,189,016**	**$ 9,432,470**	**$ 10,029,494**	**$ 9,600,426**	**$ 10,108,820**
	Fund Expense Total:	**$ 41,966,807**	**$ 58,982,087**	**$ 63,254,448**	**$ 65,500,000**	**$ 67,100,000**
	Surplus / (Deficit)	$ (1,353,550)	$ 914,954	$ (1,202,676)	$ 1,250,000	$ 400,000
	Beginning Cash Balance	**$ 3,250,448**	**$ 2,137,735**	**$ 3,402,409**	**$ 2,183,942**	**$ 3,255,990**
	Balance Sheet Adjustments	**$ 240,837**	**$ 349,721**	**$ (15,791)**	**$ (177,952)**	
	Ending Cash Balance	**$ 2,137,735**	**$ 3,402,409**	**$ 2,183,942**	**$ 3,255,990**	**$ 3,655,990**

Fund Name	*Economic Development*	***Fund Number***	*12*

Fund Description & Purpose

Primary city fund supporting Economic Development initiatives.

	(Whole $) Description	*2013 Stub Year Actual*	*2014 Actual*	*2015 Actual*	*2016 Amended Budget*	*2017 Budget*
REVENUE						
	INTERGOV REVENUES					
1243120 - 302111	IDOT - CORRIDOR GRANT	0	0	18,440	432,000	468,000
	INVESTMENTS					
1243120 - 307101	INTEREST INCOME	81	65	68	0	0
1243120 - 307141	INVESTMENT INCOME	0	0	14	0	0
	Total:	**$ 81**	**$ 65**	**$ 82**	**$ 0**	**$ 0**
	OTHER INCOME					
1243120 - 303410	OLD HOUSE WORKSHOP	200	0	0	0	0
1243120 - 303510	ELECTRIC AGGREGATION ADMIN FEE	67,380	111,409	102,647	90,000	0
1243120 - 308802	SALE OF CITY PROPERTY	0	39,147	0	0	0
1243120 - 308899	MISCELLANEOUS INCOME	0	5,000	26,293	0	0
	Total:	**$ 67,580**	**$ 155,555**	**$ 128,939**	**$ 90,000**	**$ 0**
	TAXES					
1243120 - 301210	VIDEO GAMING TAX	0	0	125,432	135,000	0
	Fund Revenue Total:	**$ 67,662**	**$ 155,620**	**$ 272,893**	**$ 657,000**	**$ 468,000**
EXPENDITURES						
DIVISION: ECONOMIC DEVELOPMENT (120)						
	OPERATING EXPENSES					
12431202 - 428000	PROFESSIONAL SERVICES	52,858	19,467	41,765	582,000	585,000
12431202 - 429800	COMMUNITY INVESTMENT CORP	46,667	70,000	70,000	70,000	70,000
12431202 - 440200	MACON COUNTY ESDA	10,000	10,000	10,000	10,000	10,000
12431202 - 441720	HASC EXPENSES	4,549	764	1,050	5,000	3,500
12431202 - 443400	ECONOMIC DEVELOPMENT	13,634	42,746	98,877	100,000	60,000
	Total:	**$ 127,708**	**$ 142,977**	**$ 221,692**	**$ 767,000**	**$ 728,500**
	Fund Expense Total:	**$ 127,708**	**$ 142,977**	**$ 221,692**	**$ 767,000**	**$ 728,500**
	Surplus / (Deficit)	**$ (60,047)**	**$ 12,643**	**$ 51,201**	**$ (110,000)**	**$ (260,500)**
	Beginning Cash Balance	**$ 231,293**	**$ 171,247**	**$ 183,890**	**$ 235,091**	**$ 350,000**
	Balance Sheet Adjustments	**$ 1**			**$ 224,909**	
	Ending Cash Balance	**$ 171,247**	**$ 183,890**	**$ 235,091**	**$ 350,000**	**$ 89,500**

Fund Name	*HOME Programs*	***Fund Number***	*17*

Fund Description & Purpose

Accounts for federal funds used in a revolving loan program for subsidizing the purchase by first time buyers of homes within designated areas of the City.

	(Whole $) Description	*2013 Stub Year Actual*	*2014 Actual*	*2015 Actual*	*2016 Amended Budget*	*2017 Budget*
REVENUE						
	INTERGOV REVENUES					
1745170 - 302106	FEDERAL GRANTS	53,739	644,687	203,127	862,100	743,419
	OTHER INCOME					
1745170 - 307101	INTEREST INCOME	35	107	82	0	0
1745170 - 309992	LOAN REPAYMENT	51,716	48,458	59,542	45,000	56,214
	Total:	$ 51,750	$ 48,564	$ 59,625	$ 45,000	$ 56,214
	Fund Revenue Total:	$ 105,489	$ 693,251	$ 262,751	$ 907,100	$ 799,633
EXPENDITURES						
DIVISION: HOME PROGRAM (170)						
	OPERATING EXPENSES					
17451702 - 420100	ADVERTISING	89	148	27	500	500
17451702 - 423300	TELEPHONE	105	85	0	0	0
17451702 - 423901	BANKING SERVICE CHARGES	0	0	0	0	0
17451702 - 424000	TRAINING SCHOOL EXPENSES	322	0	448	3,000	3,016
17451702 - 424500	POSTAGE	31	133	195	579	500
17451702 - 424600	LEGAL SERVICES	528	0	0	2,000	2,000
17451702 - 428000	PROFESSIONAL SERVICES	0	1,535	1,950	1,000	2,000
17451702 - 429900	CONTRACTUAL SERVICES	0	0	1,005	6,000	4,000
17451702 - 434500	OFFICE SUPPLIES	0	0	0	2,000	3,000
17451702 - 441500	GENERAL FUND REIMBURSEMENT	51,896	67,575	33,490	104,185	99,105
17451702 - 449200	TAX & INSURANCE PAYMENTS	256	165	168	1,000	500
	Total:	$ 53,228	$ 69,641	$ 37,283	$ 120,264	$ 114,621
	GRANT PROJECTS					
17451707 - 491200	CHDO OPERATING	0	0	0	0	0
17451707 - 491700	CHDO SET ASIDE	0	0	0	187,352	111,512
	Total:	$ 0	$ 0	$ 0	$ 187,352	$ 111,512
	Division Total:	$ 53,228	$ 69,641	$ 37,283	$ 307,616	$ 226,133
DIVISION: PROGRAM DELIVERY COSTS (171)						
	GRANT PROJECTS					
17451717 - 470100	PURCHASE AND ASSIST	0	0	0	100,000	0
17451717 - 491250	RESIDENTIAL REHAB	250	662,480	192,504	299,484	213,430
17451717 - 492000	SUPPORTIVE HOUSING	0	0	0	0	200,000
17451717 - 492500	1ST HOMEBUYER PROGRAM	0	0	0	200,000	160,070
	Total:	$ 250	$ 662,480	$ 192,504	$ 599,484	$ 573,500
	Division Total:	$ 250	$ 662,480	$ 192,504	$ 599,484	$ 573,500
	Fund Expense Total:	$ 53,478	$ 732,121	$ 229,787	$ 907,100	$ 799,633
	Surplus / (Deficit)	$ 52,011	$ (38,870)	$ 32,964	$ -	$ -
	Beginning Cash Balance	$ 171,083	$ 223,094	$ 184,224	$ 217,188	$ 50,000
	Balance Sheet Adjustments			$ (1)	$ (167,188)	
	Ending Cash Balance	$ 223,094	$ 184,224	$ 217,188	$ 50,000	$ 50,000

Fund Name	*Community Development Block Grant (CDBG)*	***Fund Number***	*18*

Fund Description & Purpose

Accounts for entitlement revenues from the United States Department of Housing and Urban Development ("HUD") and designated expenditures for housing and neighborhood revitalization, public facilities improvement and economic development.

	(Whole $) Description	*2013 Stub Year Actual*	*2014 Actual*	*2015 Actual*	*2016 Amended Budget*	*2017 Budget*
REVENUE						
	INTERGOV REVENUES					
1845180 - 302106	FEDERAL GRANTS	702,306	1,183,946	756,782	1,669,300	2,635,814
	TRANSFERS FROM					
1845180 - 306744	DCDF PROGRAM INCOME	606	708	4,084	0	700
	OTHER INCOME					
1845180 - 308807	DCDF PROGRAM INCOME	0	0	490	0	0
	Fund Revenue Total:	**$ 702,911**	**$ 1,184,654**	**$ 761,357**	**$ 1,669,300**	**$ 2,636,514**
EXPENDITURES						
DIVISION: PROJECTS (181)						
	OPERATING EXPENSES					
18451812 - 431000	FUEL EXPENSE	0	2,294	0	0	0
18451812 - 441500	GENERAL FUND REIMBURSEMENT	61,271	17,329	129,306	206,612	212,670
	Total:	**$ 61,271**	**$ 19,623**	**$ 129,306**	**$ 206,612**	**$ 212,670**
	GRANT PROJECTS					
18451817 - 471000	PUBLIC IMPROVEMENTS	0	0	0	409,692	0
18451817 - 471500	PUBLIC SERVICES	38,274	851	2,019	140,000	200,000
18451817 - 471900	DEMOLITIONS	0	612,235	137,765	0	0
18451817 - 489060	SIDEWALKS	0	0	0	0	636,293
	Total:	**$ 38,274**	**$ 613,086**	**$ 139,784**	**$ 549,692**	**$ 836,293**
	Division Total:	**$ 99,545**	**$ 632,709**	**$ 269,090**	**$ 756,304**	**$ 1,048,963**
DIVISION: REHAB PROJECTS (183)						
	OPERATING EXPENSES					
18451832 - 423300	TELEPHONE	1,572	1,630	706	2,500	2,500
18451832 - 424000	TRAINING SCHOOL EXPENSES	535	765	0	2,500	2,500
18451832 - 424100	CONFERENCES & TRAVEL	10	0	0	300	300
18451832 - 424500	POSTAGE	234	286	101	200	200
18451832 - 428400	MEMBERSHIP FEES	0	150	0	200	200
18451832 - 429900	CONTRACTUAL SERVICES	0	0	1,005	0	16,000
18451832 - 430200	PUBLICATIONS	0	0	0	200	0
18451832 - 431000	FUEL EXPENSE	782	966	0	0	0
18451832 - 434500	OFFICE SUPPLIES	0	0	0	200	200
18451832 - 441500	GENERAL FUND REIMBURSEMENT	120,454	181,538	74,683	51,712	44,800
	Total:	**$ 123,586**	**$ 185,334**	**$ 76,495**	**$ 57,812**	**$ 66,700**
	GRANT PROJECTS					
18451837 - 470600	EMERGENCY PROGRAM	40,607	9,393	26,841	75,000	60,002
18451837 - 470700	RAMP PROGRAM	0	0	29,785	0	0
18451837 - 492700	REHAB PROJECTS	121,199	0	0	448,352	1,040,148
	Total:	**$ 161,806**	**$ 9,393**	**$ 56,626**	**$ 523,352**	**$ 1,100,150**
	Division Total:	**$ 285,392**	**$ 194,727**	**$ 133,121**	**$ 581,164**	**$ 1,166,850**

Fund Name	*Community Development Block Grant (CDBG)*	***Fund Number***	*18*

(Whole $)						
	Description	***2013 Stub Year Actual***	***2014 Actual***	***2015 Actual***	***2016 Amended Budget***	***2017 Budget***
EXPENDITURES						
DIVISION: ADMINISTRATION (184)						
	OPERATING EXPENSES					
18451842 - 420100	ADVERTISING	359	366	407	1,500	6,500
18451842 - 423300	TELEPHONE	414	552	460	1,000	1,000
18451842 - 423800	AUDITING SERVICES	0	0	0	2,500	2,500
18451842 - 424000	TRAINING SCHOOL EXPENSES	1,456	1,868	2,186	6,000	7,134
18451842 - 424100	CONFERENCES & TRAVEL	100	1,013	0	2,497	6,000
18451842 - 424500	POSTAGE	299	514	228	1,000	2,000
18451842 - 427100	TEMPORARY AGENCY FEES	0	0	0	0	15,000
18451842 - 428000	PROFESSIONAL SERVICES	470	5,202	7,314	5,000	15,000
18451842 - 428400	MEMBERSHIP FEES	385	325	0	1,000	3,000
18451842 - 428800	RENTAL - COPY MACHINE	0	50	0	0	0
18451842 - 429900	CONTRACTUAL SERVICES	0	0	2,795	8,621	18,000
18451842 - 430200	PUBLICATIONS	0	882	0	200	300
18451842 - 431000	FUEL EXPENSE	188	307	0	488	129
18451842 - 434500	OFFICE SUPPLIES	973	0	0	1,500	6,500
18451842 - 440900	PRICIPAL PAYMENTS	0	0	0	180,000	180,000
18451842 - 441500	GENERAL FUND REIMBURSEMENT	83,521	167,922	175,919	115,526	116,959
18451842 - 444100	DEBT SERVICE FUNDING	214,608	170,000	175,000	0	0
18451842 - 449900	SMALL CAPITAL ITEMS	1,118	0	4,252	5,000	37,000
	Total:	**$ 303,892**	**$ 349,002**	**$ 368,561**	**$ 331,832**	**$ 417,022**
	Division Total:	**$ 303,892**	**$ 349,002**	**$ 368,561**	**$ 331,832**	**$ 417,022**
	Fund Expense Total:	**$ 688,829**	**$ 1,176,438**	**$ 770,772**	**$ 1,669,300**	**$ 2,632,835**
	Surplus / (Deficit)	**$ 14,083**	**$ 8,217**	**$ (9,415)**	**$ 0**	**$ 3,679**
	Beginning Cash Balance	**$ 902**	**$ 1,985**	**$ 10,201**	**$ 786**	**$ 0**
	Balance Sheet Adjustments	**$ (13,000)**			**$ (786)**	
	Ending Cash Balance	**$ 1,985**	**$ 10,201**	**$ 786**	**$ 0**	**$ 3,679**

Fund Name	*TIF Olde Towne*	***Fund Number***	*19*
Fund Description & Purpose	*Accounts for tax increment financing project activities for capital improvements in the Olde Towne TIF District.*		

	(Whole $) Description	*2013 Stub Year Actual*	*2014 Actual*	*2015 Actual*	*2016 Amended Budget*	*2017 Budget*
REVENUE						
	INVESTMENTS					
1945190 - 307101	INTEREST INCOME	13	37	15	0	0
1945190 - 307141	INVESTMENT INCOME	0	0	0	0	0
	Total:	**$ 13**	**$ 37**	**$ 15**	**$ 0**	**$ 0**
	TAXES					
1945190 - 301103	REAL ESTATE TAXES	1,080,638	987,736	925,769	968,000	1,023,750
	TRANSFERS FROM					
1945190 - 306700	TRANSFER FROM OTHER FUNDS	275,000	0	0	0	0
	Fund Revenue Total:	**$ 1,355,650**	**$ 987,772**	**$ 925,784**	**$ 968,000**	**$ 1,023,750**
EXPENDITURES						
DIVISION: OLDE TOWNE TIF (190)						
	OPERATING EXPENSES					
19451902 - 440002	PAYMENT TO DEVELOPER	92,299	87,496	84,871	33,000	20,000
19451902 - 440900	PRINCIPAL PAYMENTS	0	0	0	688,693	586,770
19451902 - 440100	INTEREST PAYMENTS	0	0	0	150,856	410,117
19451902 - 444100	DEBT SERVICE FUNDING	1,196,164	961,286	861,521	85,148	0
19451902 - 492700	REHAB PROGRAMS	0	0	0	0	0
	Total:	**$ 1,288,463**	**$ 1,048,782**	**$ 946,392**	**$ 957,697**	**$ 1,016,887**
	Fund Expense Total:	**$ 1,288,463**	**$ 1,048,782**	**$ 946,392**	**$ 957,697**	**$ 1,016,887**
	Surplus / (Deficit)	**$ 67,187**	**$ (61,010)**	**$ (20,609)**	**$ 10,303**	**$ 6,863**
	Beginning Cash Balance	**$ 14,787**	**$ 81,975**	**$ 20,965**	**$ 357**	**$ 28,000**
	Balance Sheet Adjustments				**$ 17,340**	
	Ending Cash Balance	**$ 81,975**	**$ 20,965**	**$ 357**	**$ 28,000**	**$ 34,863**

Fund Name	*TIF Southeast Plaza*	***Fund Number***	*20*

Fund Description & Purpose

Accounts for tax increment financing project activities for capital improvements in the Southeast Plaza TIF District.

(Whole $)						
	Description	***2013 Stub Year Actual***	***2014 Actual***	***2015 Actual***	***2016 Amended Budget***	***2017 Budget***
REVENUE						
	INVESTMENTS					
2043200 - 307101	INTEREST INCOME	45	112	128	0	0
2043200 - 307141	INVESTMENT INCOME	0	0	39	0	0
	Total:	**$ 45**	**$ 112**	**$ 167**	**$ 0**	**$ 0**
	TAXES					
2043200 - 301103	REAL ESTATE TAXES	289,118	294,588	298,024	297,000	316,200
2043200 - 301201	STATE SALES TAX	34,095	46,755	44,836	48,000	50,200
2043200 - 301205	LOCAL SALES TAX	34,095	57,807	52,807	60,000	62,600
	Total:	**$ 357,309**	**$ 399,150**	**$ 395,667**	**$ 405,000**	**$ 429,000**
	Fund Revenue Total:	**$ 357,354**	**$ 399,262**	**$ 395,834**	**$ 405,000**	**$ 429,000**
EXPENDITURES						
DIVISION: SE PLAZA TIF (200)						
	OPERATING EXPENSES					
20432002 - 440002	PAYMENT TO DEVELOPER	254,173	0	360,089	405,000	550,000
	Total:	**$ 254,173**	**$ 0**	**$ 360,089**	**$ 405,000**	**$ 550,000**
	Fund Expense Total:	**$ 254,173**	**$ 0**	**$ 360,089**	**$ 405,000**	**$ 550,000**
	Surplus / (Deficit)	**$ 103,181**	**$ 399,262**	**$ 35,745**	**$ 0**	**$ (121,000)**
	Beginning Cash Balance	**$ 32,248**	**$ 135,429**	**$ 534,692**	**$ 570,437**	**$ 513,000**
	Balance Sheet Adjustments				**$ (57,437)**	
	Ending Cash Balance	**$ 135,429**	**$ 534,692**	**$ 570,437**	**$ 513,000**	**$ 392,000**

City of Decatur, Illinois
2017 Budget
Fund Statement of Activity

Fund Name	*TIF Wabash Crossing*	***Fund Number***	*21*

Fund Description & Purpose

Accounts for tax increment financing project activities for capital improvements in the Wabash Crossing TIF District.

(Whole $)						
	Description	***2013 Stub Year Actual***	***2014 Actual***	***2015 Actual***	***2016 Amended Budget***	***2017 Budget***
REVENUE						
	INVESTMENTS					
2143210 - 307101	INTEREST INCOME	16	12	13	0	0
2143210 - 307141	INVESTMENT INCOME	0	0	3	0	0
	Total:	**$ 16**	**$ 12**	**$ 16**	**$ 0**	**$ 0**
	TAXES					
2143210 - 301103	REAL ESTATE TAXES	184,286	179,676	199,936	200,000	215,000
	Fund Revenue Total:	**$ 184,301**	**$ 179,688**	**$ 199,952**	**$ 200,000**	**$ 215,000**
EXPENDITURES						
DIVISION: WABASH CROSSING TIF (210)						
	OPERATING EXPENSES					
21432102 - 440900	PRINCIPAL PAYMENTS	0	0	0	0	51,250
21432102 - 441000	INTEREST PAYMENTS	0	0	0	0	114,119
21432102 - 444100	DEBT SERVICE FUNDING	170,212	170,700	151,578	0	0
21432102 - 445906	TAXING DISTRICT REIMBURSEMENT	31,934	5,478	35,821	75,000	40,000
	Total:	**$ 202,147**	**$ 176,178**	**$ 187,399**	**$ 75,000**	**$ 205,369**
	Fund Expense Total:	**$ 202,147**	**$ 176,178**	**$ 187,399**	**$ 75,000**	**$ 205,369**
	Surplus / (Deficit)	**$ (17,845)**	**$ 3,510**	**$ 12,553**	**$ 125,000**	**$ 9,631**
	Beginning Cash Balance	**$ 41,610**	**$ 23,765**	**$ 27,275**	**$ 39,828**	**$ 180,000**
	Balance Sheet Adjustments				**$ 15,172**	
	Ending Cash Balance	**$ 23,765**	**$ 27,275**	**$ 39,828**	**$ 180,000**	**$ 189,631**

Fund Name	*Decatur Urban Area Transit Study (DUATS)*	***Fund Number***	*22*

Fund Description & Purpose

Account for State of Illinois grant revenues for the purpose of conducting ongoing urban area transit studies in the greater Decatur and Macon County area of mass transit service.

	(Whole $) Description	*2013 Stub Year Actual*	*2014 Actual*	*2015 Actual*	*2016 Amended Budget*	*2017 Budget*
REVENUE						
	INTERGOV REVENUES					
2245220 - 302106	FEDERAL GRANTS	163,983	127,510	308,046	256,028	208,000
2245220 - 302107	STATE GRANTS OR OTHER	33,356	12,360	82,598	64,007	52,000
	Total:	**$ 197,339**	**$ 139,871**	**$ 390,644**	**$ 320,035**	**$ 260,000**
	INVESTMENTS					
2245220 - 307101	INTEREST INCOME	29	47	20	0	0
2245220 - 307141	INVESTMENT INCOME	0	0	8	0	0
	Total:	**$ 29**	**$ 47**	**$ 28**	**$ 0**	**$ 0**
	Fund Revenue Total:	**$ 197,368**	**$ 139,917**	**$ 390,671**	**$ 320,035**	**$ 260,000**
EXPENDITURES						
DIVISION: DUATS (220)						
	OPERATING EXPENSES					
22452202 - 408899	MISC EXPENSE	3,047	10,358	66,192	0	0
22452202 - 425000	GENERAL FUND REIMBURSEMENT	78,483	218,358	163,310	187,655	150,000
22452202 - 428000	PROFESSIONAL SERVICES	22,288	60,729	1,313	44,284	30,000
22452202 - 445908	MASS TRANSIT REIMBURSEMENT	22,855	44,978	60,435	47,096	50,000
22452202 - 449900	SMALL CAPITAL ITEMS	-33	0	0	31,000	20,000
22452202 - 449902	DISPARITY AGREEMENT	0	0	1,129	10,000	10,000
	Total:	**$ 126,640**	**$ 334,423**	**$ 292,378**	**$ 320,035**	**$ 260,000**
	Fund Expense Total:	**$ 126,640**	**$ 334,423**	**$ 292,378**	**$ 320,035**	**$ 260,000**
	Surplus / (Deficit)	**$ 70,728**	**$ (194,506)**	**$ 98,293**	**$ 0**	**$ 0**
	Beginning Cash Balance	**$ 135,013**	**$ 205,740**	**$ 11,235**	**$ 109,528**	**$ 60,000**
	Balance Sheet Adjustments				**$ (49,528)**	
	Ending Cash Balance	**$ 205,740**	**$ 11,235**	**$ 109,528**	**$ 60,000**	**$ 60,000**

Fund Name	*TIF Eastgate*	***Fund Number***	*23*

Fund Description & Purpose

Accounts for tax increment financing project activities for capital improvements in the Eastgate TIF District.

	(Whole $) Description	*2013 Stub Year Actual*	*2014 Actual*	*2015 Actual*	*2016 Amended Budget*	*2017 Budget*
REVENUE						
	INVESTMENTS					
2343230 - 307101	INTEREST INCOME	17	16	22	0	0
2343230 - 307141	INVESTMENT INCOME	0	0	2	0	0
	Total:	**$ 17**	**$ 16**	**$ 24**	**$ 0**	**$ 0**
	TAXES					
2343230 - 301103	REAL ESTATE TAXES	84,309	85,912	86,997	86,000	92,700
2343230 - 301201	STATE SALES TAXES	44,867	76,849	81,988	75,600	90,400
2343230 - 301203	FOOD & BEVERAGE TAX	5,146	7,737	7,069	7,500	7,500
2343230 - 301205	LOCAL SALES TAX	65,438	110,691	119,337	109,200	129,400
	Total:	**$ 199,761**	**$ 281,190**	**$ 295,391**	**$ 278,300**	**$ 320,000**
	Fund Revenue Total:	**$ 199,778**	**$ 281,206**	**$ 295,415**	**$ 278,300**	**$ 320,000**
EXPENDITURES						
DIVISION: EASTGATE TIF (230)						
	OPERATING EXPENSES					
23432302 - 440002	PAYMENT TO DEVELOPER	88,410	385,034	293,741	278,300	320,000
	Total:	**$ 88,410**	**$ 385,034**	**$ 293,741**	**$ 278,300**	**$ 320,000**
	Fund Expense Total:	**$ 88,410**	**$ 385,034**	**$ 293,741**	**$ 278,300**	**$ 320,000**
	Surplus / (Deficit)	**$ 111,368**	**$ (103,827)**	**$ 1,674**	**$ 0**	**$ 0**
	Beginning Cash Balance	**$ 25,287**	**$ 136,655**	**$ 32,827**	**$ 34,501**	**$ 30,000**
	Balance Sheet Adjustments				**$ (4,501)**	
	Ending Cash Balance	**$ 136,655**	**$ 32,827**	**$ 34,501**	**$ 30,000**	**$ 30,000**

Fund Name	*Southside TIF*	***Fund Number***	*24*

Fund Description & Purpose

Accounts for tax increment financing project activities for capital improvements in the Southside TIF District.

(Whole $)						
	Description	***2013 Stub Year Actual***	***2014 Actual***	***2015 Actual***	***2016 Amended Budget***	***2017 Budget***
REVENUE						
	INVESTMENTS					
2443241 - 307101	INTEREST INCOME	0	0	3	0	0
2443241 - 307141	INVESTMENT INCOME	0	0	1	0	0
	Total:	**$ 0**	**$ 0**	**$ 5**	**$ 0**	**$ 0**
	TAXES					
2443241 - 301103	REAL ESTATE TAXES	0	0	17,896	23,000	25,500
	Total:	**$ 0**	**$ 0**	**$ 17,896**	**$ 23,000**	**$ 25,500**
	Fund Revenue Total:	**$ 0**	**$ 0**	**$ 17,900**	**$ 23,000**	**$ 25,500**
EXPENDITURES						
DIVISION: SOUTHSIDE TIF (241)						
	OPERATING EXPENSES					
24432412 - 440002	PAYMENT TO DEVELOPER	0	0	0	0	8,100
	Total:	**$ 0**	**$ 0**	**$ 0**	**$ 0**	**$ 8,100**
	Fund Expense Total:	**$ 0**	**$ 0**	**$ 0**	**$ 0**	**$ 8,100**
	Surplus / (Deficit)	**$ 0**	**$ 0**	**$ 17,900**	**$ 23,000**	**$ 17,400**
	Beginning Cash Balance	**$ -**	**$ 0**	**$ 0**	**$ 17,900**	**$ 43,000**
	Balance Sheet Adjustments				**$ 2,100**	
	Ending Cash Balance	**$ 0**	**$ 0**	**$ 17,900**	**$ 43,000**	**$ 60,400**

Fund Name	*Police Drug Enforcement Fund*	***Fund Number***	*25*

Fund Description & Purpose

Account for revenues received through drug enforcement seizures and expenditures to enhance law enforcement efforts.

	(Whole $) Description	*2013 Stub Year Actual*	*2014 Actual*	*2015 Actual*	*2016 Amended Budget*	*2017 Budget*
REVENUE						
	FINES AND FEES					
2546250 - 305501	COURT FINES	14,075	14,120	23,245	22,000	22,000
2546250 - 305530	FORFEITED FUNDS-STATE	172,061	210,512	196,752	160,000	160,000
2546250 - 305531	FORFEITED FUNDS-FEDERAL	112,548	70,907	6,655	60,000	0
2546250 - 305532	FORFEIT FUNDS-MONEY LAUNDRNG	0	0	0	0	0
	Total:	**$ 298,684**	**$ 295,539**	**$ 226,652**	**$ 242,000**	**$ 182,000**
	INVESTMENTS					
2546250 - 307101	INTEREST INCOME	193	326	255	200	200
	OTHER INCOME					
2546250 - 308803	SALE OF OTHER PROPERTY	11,455	53,101	42,720	0	0
2546250 - 308899	MISCELLANEOUS INCOME	11,946	68,798	258,765	100	100
	Total:	**$ 23,401**	**$ 121,899**	**$ 301,485**	**$ 100**	**$ 100**
	Fund Revenue Total:	**$ 322,278**	**$ 417,764**	**$ 528,392**	**$ 242,300**	**$ 182,300**
EXPENDITURES						
DIVISION: DRUG ENFORCEMENT (250)						
	OPERATING EXPENSES					
25462502 - 421750	SERVICE TO MAINT RADIO EQUIP	0	0	0	2,992	2,992
25462502 - 423100	ELECTRICITY	1,030	596	0	0	0
25462502 - 423200	NATURAL GAS	679	3,135	0	0	0
25462502 - 423300	TELEPHONE	38,051	55,650	51,403	65,000	65,000
25462502 - 425400	FISCAL AGENT FEES	0	0	0	0	0
25462502 - 428700	RENTAL-LEASED SPACE	11,200	22,400	38,400	38,400	38,400
25462502 - 430800	PERSONAL SAFETY GEAR	0	0	0	1,000	1,000
25462502 - 435200	DRUG RELATED EXPENSE	79,886	141,064	636,740	220,000	220,000
25462502 - 435250	FEDERAL DRUG RELATED EXPENSES	15,013	154,704	83,893	123,000	60,000
25462502 - 445911	RADIO COMMUNICATIONS	1,800	2,992	2,988	0	0
25462502 - 449900	SMALL CAPITAL ITEMS	2,019	18,989	0	27,000	27,000
	Total:	**$ 149,679**	**$ 399,530**	**$ 813,424**	**$ 477,392**	**$ 414,392**
	CAPITAL ASSETS					
25462505 - 452000	OTHER EQUIPMENT	0	0	0	0	0
	Total:	**$ 0**	**$ 0**	**$ 0**	**$ 0**	**$ 0**
	Fund Expense Total:	**$ 149,679**	**$ 399,530**	**$ 813,424**	**$ 477,392**	**$ 414,392**
	Surplus / (Deficit)	**$ 172,599**	**$ 18,234**	**$ (285,033)**	**$ (235,092)**	**$ (232,092)**
	Beginning Cash Balance	**$ 914,741**	**$ 1,142,156**	**$ 946,575**	**$ 704,859**	**$ 750,000**
	Balance Sheet Adjustments	**$ 54,816**	**$ (213,816)**	**$ 43,317**	**$ 280,233**	
	Ending Cash Balance	**$ 1,142,156**	**$ 946,575**	**$ 704,859**	**$ 750,000**	**$ 517,908**

Fund Name	*Police DUI Fines & Fees*	***Fund Number***	*26*

Fund Description & Purpose

Account for revenues received from DUI fines and fees.

	(Whole $) Description	*2013 Stub Year Actual*	*2014 Actual*	*2015 Actual*	*2016 Amended Budget*	*2017 Budget*
REVENUE						
	FINES AND FEES					
2646260 - 305501	COURT FINES	57,827	94,409	102,512	80,000	80,000
2646260 - 305504	FTA WARRANT FEE	11,865	18,190	15,405	15,000	15,000
2646260 - 305508	POLICE VEHICLE FEE	7,851	8,276	7,750	15,000	15,000
2646260 - 305518	ELECTRONIC CITATION FEE	1,350	1,636	1,698	1,800	1,800
	Total:	**$ 78,893**	**$ 122,510**	**$ 127,365**	**$ 111,800**	**$ 111,800**
	INVESTMENTS					
2646260 - 307101	INTEREST INCOME	38	57	56	100	100
2646260 - 307141	INVESTMENT INCOME	0	0	8	0	0
	Total:	**$ 38**	**$ 57**	**$ 64**	**$ 100**	**$ 100**
	OTHER INCOME					
2646260 - 308803	SALE OF OTHER PROPERTY	2,629	0	0	5,000	5,000
2646260 - 308899	MISCELLANEOUS INCOME	1,070	1,000	1,500	2,000	2,000
	Total:	**$ 3,699**	**$ 1,000**	**$ 1,500**	**$ 7,000**	**$ 7,000**
	Fund Revenue Total:	**$ 82,629**	**$ 123,567**	**$ 128,929**	**$ 118,900**	**$ 118,900**

EXPENDITURES

DIVISION: DUI COURT FINES (260)

	OPERATING EXPENSES					
26462602 - 421200	POLICE VEHICLE MAINT & EQUIP	34,305	13,725	66,557	35,000	35,000
26462602 - 424000	TRAINING SCHOOL EXPENSES	9,994	4,354	20,796	15,000	15,000
26462602 - 434000	MINOR EQUIP & TOOLS	911	1,974	1,638	2,500	2,500
26462602 - 434500	OFFICE SUPPLIES	-34	2,107	2,051	2,000	2,000
26462602 - 435101	AUXILIARY POLICE EXPENSE	242	1,886	1,220	3,000	3,000
26462602 - 449900	SMALL CAPITAL ITEMS	36,197	129,398	74,836	75,000	75,000
	Total:	**$ 81,614**	**$ 153,444**	**$ 167,097**	**$ 132,500**	**$ 132,500**
	Fund Expense Total:	**$ 81,614**	**$ 153,444**	**$ 167,097**	**$ 132,500**	**$ 132,500**
	Surplus / (Deficit)	**$ 1,015**	**$ (29,877)**	**$ (38,168)**	**$ (13,600)**	**$ (13,600)**
	Beginning Cash Balance	**$ 184,158**	**$ 185,173**	**$ 155,296**	**$ 117,128**	**$ 130,000**
	Balance Sheet Adjustments				**$ 26,472**	
	Ending Cash Balance	**$ 185,173**	**$ 155,296**	**$ 117,128**	**$ 130,000**	**$ 116,400**

Fund Name	*Police Lab and Programs*	***Fund Number***	*27*

Fund Description & Purpose

Account for court fine revenue received from Macon County Court.

	(Whole $) Description	*2013 Stub Year Actual*	*2014 Actual*	*2015 Actual*	*2016 Amended Budget*	*2017 Budget*
REVENUE						
	FINES AND FEES					
2746270 - 305501	COURT FINES	8,519	8,729	5,473	14,000	14,000
	INVESTMENTS					
2746270 - 307101	INTEREST INCOME	18	24	14	10	10
2746270 - 307141	INVESTMENT INCOME	0	0	3	0	0
	Total:	$ 18	$ 24	$ 16	$ 10	$ 10
	OTHER INCOME					
2746270 - 303500	CAC INVESTIGATION INCOME	1,123	135	595	1,000	1,000
	Fund Revenue Total:	$ 9,660	$ 8,888	$ 6,084	$ 15,010	$ 15,010
EXPENDITURES						
DIVISION: POLICE PROGRAMS/LAB (270)						
	OPERATING EXPENSES					
27462702 - 433200	LABORATORY SUPPLIES	5,261	51,394	4,686	20,000	20,000
27462702 - 433300	CAC RELATED EXPENSES	2,452	4,786	13,364	10,200	10,200
27462702 - 449900	SMALL CAPITAL ITEMS	105	1,154	0	4,500	4,500
	Total:	$ 7,818	$ 57,334	$ 18,050	$ 34,700	$ 34,700
	Fund Expense Total:	$ 7,818	$ 57,334	$ 18,050	$ 34,700	$ 34,700
	Surplus / (Deficit)	$ 1,842	$ (48,446)	$ (11,965)	$ (19,690)	$ (19,690)
	Beginning Cash Balance	$ 95,372	$ 97,213	$ 48,768	$ 36,802	$ 30,000
	Balance Sheet Adjustments				$ 12,888	
	Ending Cash Balance	$ 97,213	$ 48,768	$ 36,802	$ 30,000	$ 10,310

Fund Name	*TIF Pines Shopping District*	***Fund Number***	*28*

Fund Description & Purpose

Accounts for tax increment financing project activities for capital improvements in the Pines Shopping TIF District.

(Whole $)						
	Description	***2013 Stub Year Actual***	***2014 Actual***	***2015 Actual***	***2016 Amended Budget***	***2017 Budget***
REVENUE						
	INVESTMENTS					
2843281 - 307101	INTEREST INCOME	8	15	14	0	0
2843281 - 307141	INVESTMENT INCOME	0	0	4	0	0
	Total:	$ 8	$ 15	$ 17	$ 0	$ 0
	TAXES					
2843281 - 301103	REAL ESTATE TAXES	28,575	27,058	25,471	65,000	71,500
2843281 - 301201	STATE SALES TAXES	11,497	18,124	13,200	22,800	14,340
2843281 - 301205	LOCAL SALES TAX	16,268	22,988	16,496	21,600	19,160
	Total:	$ 56,339	$ 68,169	$ 55,166	$ 109,400	$ 105,000
	Fund Revenue Total:	$ 56,347	$ 68,185	$ 55,184	$ 109,400	$ 105,000
EXPENDITURES						
DIVISION: PINES SHOPPING CENTER TIF (281)						
	OPERATING EXPENSES					
28432812 - 440002	PAYMENT TO DEVELOPER	0	69,503	65,965	109,400	105,000
	Total:	$ 0	$ 69,503	$ 65,965	$ 109,400	$ 105,000
	Fund Expense Total:	$ 0	$ 69,503	$ 65,965	$ 109,400	$ 105,000
	Surplus / (Deficit)	$ 56,347	$ (1,319)	$ (10,782)	$ 0	$ 0
	Beginning Cash Balance	$ 10,811	$ 67,159	$ 65,840	$ 55,058	$ 100,000
	Balance Sheet Adjustments				$ 44,942	
	Ending Cash Balance	$ 67,159	$ 65,840	$ 55,058	$ 100,000	$ 100,000

Fund Name	*TIF Grand & Oakland*	***Fund Number***	*29*

Fund Description & Purpose

Accounts for tax increment financing project activities for capital improvements in the Grand & Oakland TIF District.

(Whole $)						
	Description	***2013 Stub Year Actual***	***2014 Actual***	***2015 Actual***	***2016 Amended Budget***	***2017 Budget***
REVENUE						
	INVESTMENTS					
2943291 - 307101	INTEREST INCOME	0	0	4	0	0
2943291 - 307141	INVESTMENT INCOME	0	0	3	0	0
	Total:	**$ 0**	**$ 0**	**$ 7**	**$ 0**	**$ 0**
	TAXES					
2943291 - 301103	REAL ESTATE TAXES	0	0	0	115,000	126,200
2943291 - 301201	STATE SALES TAXES	0	0	29,901	45,000	39,300
2943291 - 301205	LOCAL SALES TAX	0	0	17,656	10,500	24,500
	Total:	**$ 0**	**$ 0**	**$ 47,557**	**$ 170,500**	**$ 190,000**
	Fund Revenue Total:	**$ 0**	**$ 0**	**$ 47,564**	**$ 170,500**	**$ 190,000**
EXPENDITURES						
DIVISION: GRAND & OAKLAND TIF (291)						
	OPERATING EXPENSES					
29432912 - 440002	PAYMENT TO DEVELOPER	0	0	0	60,000	190,000
	Total:	**$ 0**	**$ 0**	**$ 0**	**$ 60,000**	**$ 190,000**
	Fund Expense Total:	**$ 0**	**$ 0**	**$ 0**	**$ 60,000**	**$ 190,000**
	Surplus / (Deficit)	**$ 0**	**$ 0**	**$ 47,564**	**$ 110,500**	**$ 0**
	Beginning Cash Balance	**$ -**	**$ 0**	**$ 0**	**$ 47,564**	**$ 180,000**
	Balance Sheet Adjustments				**$ 21,936**	
	Ending Cash Balance	**$ 0**	**$ 0**	**$ 47,564**	**$ 180,000**	**$ 180,000**

Fund Name	*Radio Communications*	***Fund Number***	*30*

Fund Description & Purpose

Account for the revenues and expense of operating the Star-Com radio communication network currently used by the City and other governmental agencies within Macon County.

	(Whole $) Description	*2013 Stub Year Actual*	*2014 Actual*	*2015 Actual*	*2016 Amended Budget*	*2017 Budget*
REVENUE						
	INTERGOV REVENUES					
3046300 - 302150	MACON COUNTY SHERIFF	18,450	30,240	0	0	0
3046300 - 302160	MACON COUNTY PROBATION	4,177	6,930	0	0	0
3046300 - 302165	DECATUR PARK DISTRICT	4,085	5,485	0	0	0
3046300 - 302166	MACON COUNTY ANIMAL CONTROL	2,008	4,071	0	0	0
3046300 - 302167	MACON COUNTY STATES ATTORNEY	985	2,520	0	0	0
3046300 - 302168	MACON COUNTY EMA	120	0	0	0	0
3046300 - 302170	MACON COUNTY CORONER	1,147	2,146	0	0	0
3046300 - 302173	MABAS 46	0	3,744	0	0	0
3046300 - 302175	MT ZION	4,141	8,723	0	0	0
3046300 - 302183	DECATUR AMBULANCE	56	997	0	0	0
3046300 - 302184	DECATUR AIRPORT	649	576	0	0	0
3046300 - 302185	BLUE MOUND	558	1,224	0	0	0
3046300 - 302190	MAROA	1,642	2,430	0	0	0
3046300 - 302195	WARRENSBURG	1,434	2,908	0	0	0
	Total:	**$ 39,453**	**$ 71,994**	**$ 0**	**$ 0**	**$ 0**
	INVESTMENTS					
3046300 - 307101	INTEREST INCOME	2	0	0	0	0
	Total:	**$ 2**	**$ 0**	**$ 0**	**$ 0**	**$ 0**
	TRANSFERS FROM					
3046300 - 306700	TRANSFER FROM OTHER FUNDS	83,548	140,606	0	0	0
3046300 - 306702	TRANSFER FROM GENERAL FUND	0	4,312	0	0	0
	Total:	**$ 83,548**	**$ 144,918**	**$ 0**	**$ 0**	**$ 0**
	Fund Revenue Total:	**$ 123,003**	**$ 216,913**	**$ 0**	**$ 0**	**$ 0**
EXPENDITURES						
DIVISION: RADIO COMMUNICATIONS (300)						
	OPERATING EXPENSES					
30463002 - 421700	SERV TO MAINT COMM EQUIP	133,301	222,037	0	0	0
	Total:	**$ 133,301**	**$ 222,037**	**$ 0**	**$ 0**	**$ 0**
	Fund Expense Total:	**$ 133,301**	**$ 222,037**	**$ 0**	**$ 0**	**$ 0**
	Surplus / (Deficit)	**$ (10,298)**	**$ (5,124)**	**$ 0**	**$ 0**	**$ 0**
	Beginning Cash Balance	**$ 15,442**	**$ 5,124**	**$ 0**	**$ 0**	**$ 0**
	Balance Sheet Adjustments	**$ (20)**				
	Ending Cash Balance	**$ 5,124**	**$ 0**	**$ 0**	**$ 0**	**$ 0**

Fund Name	*Fire Special Programs & Cadets*	***Fund Number***	*31*

Fund Description & Purpose

Account for monies received from external sources intended for financial support of fire special operations, fire cadet and other fire programs. Fund was rolled into the General Fund in 2015.

	(Whole $) Description	*2013 Stub Year Actual*	*2014 Actual*	*2015 Actual*	*2016 Amended Budget*	*2017 Budget*
REVENUE						
	INVESTMENTS					
3147310 - 307101	INTEREST INCOME	7	12	0	0	0
	Total:	$ 7	$ 12	$ 0	$ 0	$ 0
	OTHER INCOME					
3147310 - 308805	CONTRIBUTIONS	1,500	250	0	0	0
3147310 - 308815	LOCAL MATCH	0	7,411	0	0	0
3147310 - 308825	FOREIGN FIRE TAX BOARD	0	7,411	0	0	0
3147310 - 308835	CADET PROGRAM DONATIONS	37,956	0	0	0	0
3147310 - 310005	OPERATION LIFE SAVERS	1,280	1,260	0	0	0
3147310 - 310010	SPECIAL OPERATIONS	40	2,424	0	0	0
3147310 - 310020	FIRE PREVENTION & EDUCATION	0	630	0	0	0
	Total:	$ 40,776	$ 19,386	$ 0	$ 0	$ 0
	Fund Revenue Total:	$ 40,784	$ 19,398	$ 0	$ 0	$ 0
EXPENDITURES						
DIVISION: FIRE PROGRAMS/CADET (310)						
	PERSONNEL SERVICES					
31473101 - 410100	OVERTIME	34,050	0	0	0	0
	OPERATING EXPENSES					
31473102 - 424100	CONFERENCES & TRAVEL	0	611	0	0	0
31473102 - 428500	RECEPTION & ENTERTAINMENT	842	0	0	0	0
31473102 - 430400	CLOTHING	1,953	0	0	0	0
31473102 - 434000	MINOR EQUIP & TOOLS	0	0	0	0	0
31473102 - 434500	OFFICE SUPPLIES	23	0	0	0	0
31473102 - 437000	OTHER COMMODITIES	880	0	0	0	0
31473102 - 445900	TRANSFER TO OTHER FUNDS	0	25,323	0	0	0
31473102 - 446700	EDUCATIONAL SUPPLIES	0	0	0	0	0
31473102 - 449900	SMALL CAPITAL ITEMS	258	2,679	0	0	0
31473102 - 449905	OPERATION LIFE SAVERS EXPENSES	0	3,055	0	0	0
31473102 - 449910	SPECIAL OPERATIONS	3,792	12,007	0	0	0
31473102 - 466103	FIRE STATION IMPROVEMENTS	0	14,822	0	0	0
	Total:	$ 7,747	$ 58,497	$ 0	$ 0	$ 0
	Fund Expense Total:	$ 41,797	$ 58,497	$ 0	$ 0	$ 0
	Surplus / (Deficit)	$ (1,013)	$ (39,098)	$ 0	$ 0	$ 0
	Beginning Cash Balance	$ 40,111	$ 39,098	$ 0	$ 0	$ 0
	Balance Sheet Adjustments					
	Ending Cash Balance	$ 39,098	$ 0	$ 0	$ 0	$ 0

Fund Name	*Fire Grant Funding*	***Fund Number***	*32*

Fund Description & Purpose

Account for the use of monies received through grants for the benefit of the Decatur Fire Department operation.

	(Whole $) Description	*2013 Stub Year Actual*	*2014 Actual*	*2015 Actual*	*2016 Amended Budget*	*2017 Budget*
REVENUE						
	INTERGOV REVENUES					
3247320 - 302106	FEDERAL GRANTS	0	24,560	0	100,000	90,000
3247320 - 302107	STATE GRANTS OR OTHER	25,722	0	0	0	0
	Total:	**$ 25,722**	**$ 24,560**	**$ 0**	**$ 100,000**	**$ 90,000**
	OTHER INCOME					
3247320 - 307101	INTEREST INCOME	2	2	0	0	0
3247320 - 308815	LOCAL CASH MATCH	0	0	-6,227	0	10,000
	Total:	**$ 2**	**$ 2**	**$ -6,226**	**$ 0**	**$ 10,000**
	Fund Revenue Total:	**$ 25,724**	**$ 24,562**	**$ -6,226**	**$ 100,000**	**$ 100,000**
EXPENDITURES						
DIVISION: FIRE EMERGENCY GRANT (320)						
	OPERATING EXPENSES					
32473202 - 410100	OTHER EQUIPMENT	9,808	0	0	0	0
32473202 - 449900	SMALL CAPITAL ITEMS	25,772	21,483	0	100,000	100,000
	Total:	**$ 35,580**	**$ 21,483**	**$ 0**	**$ 100,000**	**$ 100,000**
	Fund Expense Total:	**$ 35,580**	**$ 21,483**	**$ 0**	**$ 100,000**	**$ 100,000**
	Surplus / (Deficit)	**$ (9,856)**	**$ 3,079**	**$ (6,226)**	**$ 0**	**$ 0**
	Beginning Cash Balance	**$ 13,004**	**$ 3,148**	**$ 6,226**	**$ 0**	**$ 4,575**
	Balance Sheet Adjustments				**$ 4,575**	
	Ending Cash Balance	**$ 3,148**	**$ 6,226**	**$ 0**	**$ 4,575**	**$ 4,575**

Fund Name	*Police Capital*	***Fund Number***	*33*

Fund Description & Purpose

Account for the revenue received by the Public Safety Communications and Dispatch operation. Revenues received used to defray the expense of Police Department capital expenditures.

	(Whole $) Description	*2013 Stub Year Actual*	*2014 Actual*	*2015 Actual*	*2016 Amended Budget*	*2017 Budget*
REVENUE						
	CHARGES FOR SERVICE					
3346330 - 302120	MACON COUNTY DISPATCH	0	0	260,000	350,000	350,000
	TRANSFERS FROM					
3346330 - 306700	TRANSFER FROM GENERAL FUND	0	0	0	44,400	0
	INVESTMENTS					
3346330 - 307101	INTEREST INCOME	0	0	43	300	300
3346330 - 307141	INVESTMENT INCOME	0	0	18	0	0
	Total:	**$ 0**	**$ 0**	**$ 62**	**$ 300**	**$ 300**
	OTHER INCOME					
3346330 - 308802	SALE OF CITY PROPERTY	0	0	1,011	0	5,000
3346330 - 308899	MISCELLANEOUS INCOME	0	0	3,000	0	0
	Total:	**$ 0**	**$ 0**	**$ 4,011**	**$ 0**	**$ 5,000**
	Fund Revenue Total:	**$ 0**	**$ 0**	**$ 264,073**	**$ 394,700**	**$ 355,300**
EXPENDITURES						
DIVISION: POLICE CAPITAL (330)						
	CAPITAL EXPENSES					
33463305 - 440900	PRINCIPAL PAYMENTS	0	0	0	0	107,763
33463305 - 441000	INTEREST PAYMENTS	0	0	0	0	809
33463305 - 449900	SMALL CAPITAL	0	0	0	150,000	150,000
33463305 - 449950	LARGE CAPITAL	0	0	0	125,000	125,000
33463305 - 455200	VEHICLE LEASE	0	0	0	375,638	177,204
	Total:	**$ 0**	**$ 0**	**$ 0**	**$ 650,638**	**$ 560,776**
	Fund Expense Total:	**$ 0**	**$ 0**	**$ 0**	**$ 650,638**	**$ 560,776**
	Surplus / (Deficit)	**$ 0**	**$ 0**	**$ 264,073**	**$ (255,938)**	**$ (205,476)**
	Beginning Cash Balance	**$ 0**	**$ 0**	**$ 0**	**$ 264,073**	**$ 300,000**
	Balance Sheet Adjustments				**$ 291,865**	
	Ending Cash Balance	**$ 0**	**$ 0**	**$ 264,073**	**$ 300,000**	**$ 94,524**

Fund Name	*Building Fund*	***Fund Number***	*34*
Fund Description & Purpose	*Accounts for operations of the City Library building.*		

	(Whole $) Description	*2013 Stub Year Actual*	*2014 Actual*	*2015 Actual*	*2016 Amended Budget*	*2017 Budget*
REVENUE						
	OTHER INCOME					
3443340 - 307101	INTEREST INCOME	0	0	0	0	0
3443340 - 308801	RENTAL INCOME - TENANTS	0	0	0	0	0
3443340 - 308822	RENTAL INCOME - LIBRARY	0	0	0	396,000	575,004
3443340 - 308846	RENTAL INCOME - RECORDS STORAGE	0	0	0	396,000	18,780
3443340 - 309900	BOND OR NOTE PROCEEDS	0	0	0	2,900,000	160,000
	Total:	$ 0	$ 0	$ 0	$ 3,692,000	$ 753,784
	Fund Revenue Total:	$ 0	$ 0	$ 0	$ 3,692,000	$ 753,784
EXPENDITURES						
DIVISION: BUILDING FUND (340)						
	OPERATING EXPENSES					
34433402 - 421000	SERV TO MAINTAIN BUILDINGS	0	0	0	46,200	4,000
34433402 - 423100	ELECTRICITY	0	0	0	0	107,000
34433402 - 423200	NATURAL GAS	0	0	0	0	14,000
34433402 - 423400	WATER	0	0	0	0	3,000
34433402 - 428000	PROFESSIONAL SERVICES	0	0	0	75,000	10,000
34433402 - 428060	JANITORIAL SERVICES	0	0	0	231,000	226,000
34433402 - 431200	JANITORIAL SUPPLIES	0	0	0	6,600	12,000
34433402 - 432000	MATERIALS - BUILDINGS	0	0	0	33,000	18,000
34433402 - 440900	PRINCIPAL PAYMENT	0	0	0	0	80,000
34433402 - 441000	INTEREST PAYMENT	0	0	0	0	0
34433402 - 442300	RISK MANAGEMENT INSURANCE	0	0	0	0	15,516
	Total:	$ 0	$ 0	$ 0	$ 391,800	$ 489,516
	CAPITAL ASSETS					
34433405 - 489000	BUILDINGS, GROUNDS, GENERAL	0	0	0	2,900,000	180,000
	Division Total:	$ 0	$ 0	$ 0	$ 3,291,800	$ 669,516
	Fund Expense Total:	$ 0	$ 0	$ 0	$ 3,291,800	$ 669,516
	Surplus / (Deficit)	$ 0	$ 0	$ 0	$ 400,200	$ 84,268
	Beginning Cash Balance	$ -	$ 0	$ 0	$ 0	$ 25,000
	Balance Sheet Adjustments				$ (375,200)	
	Ending Cash Balance	$ 0	$ 0	$ 0	$ 25,000	$ 109,268

Fund Name	*Decatur Public Library*	***Fund Number***	*35*

Fund Description & Purpose

Accounts for revenue designated to finance the City Public Library and to capture the expenditures of the Library operation.

	(Whole $) Description	*2013 Stub Year Actual*	*2014 Actual*	*2015 Actual*	*2016 Amended Budget*	*2017 Budget*
REVENUE						
	FINES AND FEES					
3559350 - 305511	LOST OR DAMAGED BOOKS	3,540	5,873	6,372	5,000	5,100
	INTERGOV REVENUES					
3559350 - 302104	STATE REPLACEMENT TAX	0	313,634	334,441	365,000	293,000
3559350 - 302107	STATE GRANTS OR OTHER	96,627	142,833	95,153	60,000	61,000
	Total:	**$ 96,627**	**$ 456,467**	**$ 429,593**	**$ 425,000**	**$ 354,000**
	INVESTMENTS					
3559350 - 307101	INTEREST INCOME	127	215	256	75	75
3559350 - 307141	INVESTMENT INCOME	0	0	65	0	0
	Total:	**$ 0**	**$ 0**	**$ 321**	**$ 75**	**$ 75**
	OTHER INCOME					
3559350 - 305514	COPIES AND MISCELLANEOUS	11,169	11,888	11,895	8,000	8,200
3559350 - 305515	MEETING ROOM FEES	2,730	4,040	4,420	3,500	3,600
3559350 - 308846	LEASE OF LIBRARY PROPERTY	700	16,325	18,307	6,136	0
3559350 - 308890	REIMBURSEMENT OF EXPENSE	1,298	1,755	229	0	0
3559350 - 308899	MISCELLANEOUS INCOME	0	0	0	0	7,000
	Total:	**$ 15,897**	**$ 34,008**	**$ 34,851**	**$ 17,636**	**$ 18,800**
	PERMITS AND LICENSES					
3559350 - 305509	FINES AND FEES	21,592	32,983	33,419	33,500	33,500
3559350 - 305510	NON- RESIDENTIAL FEES	171	173	332	150	150
	Total:	**$ 21,764**	**$ 33,156**	**$ 33,751**	**$ 33,650**	**$ 33,650**
	TAXES					
3559350 - 301103	REAL ESTATE TAXES	2,903,736	2,736,165	2,729,592	2,793,000	2,842,000
	TRANSFERS FROM					
3559350 - 303607	PAYMENT IN LIEU OF TAXES	175,608	174,720	208,219	284,651	362,037
3559350 - 306709	FROM LIBRARY TRUST	0	0	0	0	26,528
	Total:	**$ 175,608**	**$ 174,720**	**$ 208,219**	**$ 284,651**	**$ 388,565**
	Fund Revenue Total:	**$ 3,217,298**	**$ 3,440,603**	**$ 3,442,698**	**$ 3,559,012**	**$ 3,642,190**

Fund Name	Decatur Public Library	**Fund Number**	35

(Whole $) Description		2013 Stub Year Actual	2014 Actual	2015 Actual	2016 Amended Budget	2017 Budget
EXPENDITURES						
DIVISION: LIBRARY OPERATIONS (351)						
	PERSONNEL SERVICES					
35593511 - 409000	SALARIES	1,225,131	1,595,293	1,662,334	1,572,444	1,568,106
35593511 - 410100	OVERTIME	2,120	903	4,938	1,000	1,000
35593511 - 410200	TEMPORARY SALARIES	0	0	0	0	0
35593511 - 410500	PENSION CONTRIBUTION	140,538	201,584	207,528	203,253	195,191
35593511 - 410700	FICA/MEDICARE	94,115	122,264	127,295	120,710	119,486
35593511 - 411100	LIFE INSURANCE	2,053	2,320	2,394	2,379	2,629
35593511 - 411200	MEDICAL INSURANCE	187,680	273,820	272,351	286,680	315,900
35593511 - 411500	SERVICE RECOGNITION	15,401	21,199	21,614	22,083	21,508
	Total:	**$ 1,667,039**	**$ 2,217,384**	**$ 2,298,454**	**$ 2,208,549**	**$ 2,223,820**
	OPERATING EXPENSES					
35593512 - 411300	TO EMPL BENEFETS-UNEMPLOYMENT	3,720	1,428	14,892	5,916	5,916
35593512 - 420100	ADVERTISING	63	1,269	352	500	500
35593512 - 420200	PRINTING AND BINDING	3,190	365	0	500	500
35593512 - 421000	SERVICE TO MAINT BUILDINGS	16,430	47,220	48,220	13,000	0
35593512 - 421200	SERV - AUTO EQUIPMENT	2,346	1,949	914	1,000	0
35593512 - 421300	SERV-OFFICE EQUIPMENT	12,457	12,832	10,996	10,000	10,000
35593512 - 423000	IT SERVICES	20,888	31,944	37,080	38,796	41,724
35593512 - 423100	ELECTRICITY	111,319	117,438	138,206	46,000	0
35593512 - 423200	NATURAL GAS	23,630	26,850	19,032	9,000	0
35593512 - 423300	TELEPHONE	26,128	34,614	30,497	30,000	30,000
35593512 - 423400	WATER	7,368	5,049	8,161	1,250	0
35593512 - 423901	BANKING SERVICE CHARGES	0	0	69	0	0
35593512 - 424000	TRAINING SCHOOL EXPENSES	0	179	0	0	0
35593512 - 424100	CONFERENCES & TRAVEL	191	2,227	1,648	10,000	10,000
35593512 - 424500	POSTAGE	11,318	12,022	11,038	13,000	13,000
35593512 - 424700	COMPUTER SOFTWARE	3,579	5,738	7,000	8,000	16,000
35593512 - 425000	GENERAL FUND ADMIN FEE	87,200	112,308	91,128	95,688	92,304
35593512 - 426500	MEDICAL EXPENSES	0	0	0	500	500
35593512 - 427100	TEMP AGENCY SERVICES	0	707	50,039	1,000	1,000
35593512 - 427200	TUITION REIMBURSEMENT	1,500	1,000	0	4,000	4,000
35593512 - 427300	TRAVEL INTERVIEW EXPENSE	0	2	0	0	0
35593512 - 428000	PROFESSIONAL SERVICES	77,614	78,313	38,386	50,000	51,000
35593512 - 428400	MEMBERSHIP FEES	1,160	6,846	57,406	50,000	51,000
35593512 - 428900	RENTAL - EQUIPMENT	455	1,050	0	2,000	0
35593512 - 431000	FUEL EXPENSE	748	743	223	335	0
35593512 - 431200	JANITORIAL SUPPLIES	8,041	8,403	8,172	3,900	0
35593512 - 432000	MATERIALS - BUILDINGS	30,504	34,205	22,427	2,300	0
35593512 - 433700	MATERIAL - AUTO EQUIP	3,409	2,944	774	1,500	0
35593512 - 434500	OFFICE SUPPLIES	22,968	28,721	26,068	28,000	29,000
35593512 - 435700	EMPLOYEE RECOG SUPPLIES	0	0	150	0	0
35593512 - 441504	GENERAL FUND PURCHASING	4,232	7,752	10,464	8,148	7,356
35593512 - 442300	RISK MANAGEMENT INSURANCE	80,808	92,304	102,648	86,712	81,204
35593512 - 442600	COLLISION DEDUCTIBLE	0	0	0	1,000	0
35593512 - 442900	TRANSFER TO CAPITAL FUND	0	100,000	50,000	94,290	0
35593512 - 449900	SMALL CAPITAL ITEMS	2,762	13,233	17,066	15,000	20,000
35593512 - 455300	BUILDING LEASE PAYMENT	0	0	0	383,336	575,000
	Total:	**$ 564,025**	**$ 789,655**	**$ 803,055**	**$ 1,014,671**	**$ 1,040,004**

Fund Name	*Decatur Public Library*	***Fund Number***	*35*

	(Whole $) ***Description***	***2013 Stub Year Actual***	***2014 Actual***	***2015 Actual***	***2016 Amended Budget***	***2017 Budget***
EXPENDITURES						
	CAPITAL ASSETS					
35593515 - 458000	BOOKS & PERIODICALS	135,519	307,574	303,595	340,000	340,000
	Division Total:	**$ 2,366,584**	**$ 3,314,613**	**$ 3,405,105**	**$ 3,563,220**	**$ 3,603,824**
DIVISION: VILLAGE MALL (353)						
	OPERATING EXPENSES					
35593532 - 421000	SERVICE TO MAINT BUILDINGS	0	0	0	0	0
35593532 - 423100	ELECTRICITY	0	3,878	4,691	2,000	0
35593532 - 429900	CONTRACTUAL SERVICES	3,385	1,083	620	0	0
	Total:	**$ 3,385**	**$ 4,961**	**$ 5,310**	**$ 2,000**	**$ 0**
	Division Total:	**$ 3,385**	**$ 4,961**	**$ 5,310**	**$ 2,000**	**$ 0**
	Fund Expense Total:	**$ 2,369,968**	**$ 3,319,574**	**$ 3,410,416**	**$ 3,565,220**	**$ 3,603,824**
	Surplus / (Deficit)	**$ 847,329**	**$ 121,029**	**$ 32,283**	**$ (6,208)**	**$ 38,366**
	Beginning Cash Balance	**$ (138,689)**	**$ 708,640**	**$ 829,669**	**$ 861,952**	**$ 925,000**
	Balance Sheet Adjustments				**$ 69,256**	
	Ending Cash Balance	**$ 708,640**	**$ 829,669**	**$ 861,952**	**$ 925,000**	**$ 963,366**

Fund Name	*City Municipal Band*	***Fund Number***	*36*

Fund Description & Purpose

Accounts for revenues and expenditures of the City of Decatur Municipal Band. Revenue includes property taxes levied for the purpose of funding the municipal band.

	(Whole $) Description	*2013 Stub Year Actual*	*2014 Actual*	*2015 Actual*	*2016 Amended Budget*	*2017 Budget*
REVENUE						
	INVESTMENTS					
3643360 - 307101	INTEREST INCOME	1	6	7	0	0
3643360 - 307141	INVESTMENT INCOME	0	0	2	0	0
	Total:	$ 1	$ 6	$ 8	$ 0	$ 0
	OTHER INCOME					
3643360 - 308870	RESTRICTED GRANTS DONATIONS	0	100	6,540	25,000	20,000
3643360 - 308899	MISCELLANEOUS INCOME	6,433	38,515	17,220	0	0
	Total:	$ 6,433	$ 38,615	$ 23,760	$ 25,000	$ 20,000
	TAXES					
3643360 - 301103	REAL ESTATE TAXES	58,110	59,168	59,036	63,700	63,700
	TRANSFERS FROM					
3643360 - 303607	PAYMENT IN LIEU OF TAXES	3,512	3,492	4,503	6,156	8,259
	Fund Revenue Total:	$ 68,056	$ 101,281	$ 87,308	$ 94,856	$ 91,959
EXPENDITURES						
DIVISION: BAND (360)						
	PERSONNEL SERVICES					
36433601 - 409000	SALARIES	29,460	43,151	57,762	50,500	60,000
36433601 - 4107	FICA/MEDICARE	2,254	3,301	4,418	3,500	4,500
	Total:	$ 31,714	$ 46,453	$ 62,180	$ 54,000	$ 64,500
	OPERATING EXPENSES					
36433602 - 408899	MISCELLANEOUS EXPENSE	1,613	8,464	2,173	2,020	2,111
36433602 - 420100	ADVERTISING	486	500	392	400	400
36433602 - 420200	PRINTING AND BINDING	2,285	2,400	2,420	2,000	2,400
36433602 - 421400	SERVICE- OTHER EQUIP	5,164	5,035	0	500	0
36433602 - 424500	POSTAGE	0	0	222	0	200
36433602 - 428000	PROFESSIONAL SERVICES	18,380	8,400	9,008	4,682	5,400
36433602 - 428700	RENTAL - BUILDING SPACE	1,064	2,896	2,800	3,100	2,800
36433602 - 428800	RENTAL-COPY MACHINE	124	109	239	150	0
36433602 - 430400	CLOTHING	366	696	1,296	0	1,000
36433602 - 434000	MINOR EQUIP & TOOLS	0	0	157	0	0
36433602 - 434500	OFFICE SUPPLIES	0	690	0	0	0
36433602 - 437000	OTHER COMMODITIES	0	0	1,102	0	0
36433602 - 437100	SHEET MUSIC	1,307	2,716	697	1,000	2,000
36433602 - 441504	GENERAL FUND PURCHASING	120	192	324	228	372
36433602 - 442100	PROPERTY INSURANCE	877	877	877	900	900
36433602 - 442300	RISK MANAGEMENT INSURANCE	1,640	1,620	1,416	876	876
36433602 - 449900	SMALL CAPITAL ITEMS	0	0	4,607	25,000	9,000
	Total:	$ 33,424	$ 34,596	$ 27,729	$ 40,856	$ 27,459
	Fund Expense Total:	$ 65,138	$ 81,048	$ 89,910	$ 94,856	$ 91,959
	Surplus / (Deficit)	$ 2,918	$ 20,233	$ (2,602)	$ 0	$ 0
	Beginning Cash Balance	$ 3,370	$ 6,288	$ 26,521	$ 23,919	$ 10,000
	Balance Sheet Adjustments				$ (13,919)	
	Ending Cash Balance	$ 6,288	$ 26,521	$ 23,919	$ 10,000	$ 10,000

Fund Name	*Police Justice Administrative Grant*	***Fund Number***	*39*

Fund Description & Purpose

Account for the use of monies received through JAG grants for the benefit of the Decatur Police Department operation.

(Whole $)						
	Description	***2013 Stub Year Actual***	***2014 Actual***	***2015 Actual***	***2016 Amended Budget***	***2017 Budget***
REVENUE						
	INTERGOV REVENUES					
3946391 - 302106	FEDERAL GRANTS-2016	0	0	0	0	30,236
3946396 - 302106	FEDERAL GRANTS-2012	40,000	12,749	0	0	0
3946397 - 302106	FEDERAL GRANTS-2013	0	46,084	0	0	0
3946398 - 302106	FEDERAL GRANTS-2014	0	0	28,240	0	0
3946399 - 302106	FEDERAL GRANTS-2015	0	0	0	30,500	0
	Total:	**40,000**	**58,833**	**28,240**	**30,500**	**30,236**
	INVESTMENTS					
394639x - 307101	INTEREST INCOME	3	0	0	0	0
	Fund Revenue Total:	**$ 40,003**	**$ 58,833**	**$ 28,240**	**$ 30,500**	**$ 30,236**
EXPENDITURES						
DIVISION: JUSTICE ADMIN GRANT - 2016 (391)						
	OPERATING EXPENSES					
39463912 - 410100	OVERTIME	0	0	0	0	22,677
39463912 - 449902	DISPARITY AGREEMENT	0	0	0	0	7,559
	Division Total:	**$ 0**	**$ 0**	**$ 0**	**$ 0**	**$ 30,236**
DIVISION: JUSTICE ADMIN GRANT - 2011 (395)						
	OPERATING EXPENSES					
39463952 - 410100	OVERTIME	18,290	0	0	0	0
39463952 - 449900	SMALL CAPITAL ITEMS	0	0	0	0	0
39463952 - 449902	DISPARITY AGREEMENT	0	0	0	0	0
	Division Total:	**$ 18,290**	**$ 0**	**$ 0**	**$ 0**	**$ 0**
DIVISION: JUSTICE ADMIN GRANT - 2012 (396)						
	OPERATING EXPENSES					
39463962 - 410100	OVERTIME	26,816	12,749	0	0	0
39463962 - 449902	DISPARITY AGREEMENT	13,187	0	0	0	0
	Division Total:	**$ 40,003**	**$ 12,749**	**$ 0**	**$ 0**	**$ 0**
DIVISION: JUSTICE ADMIN GRANT - 2013 (397)						
	OPERATING EXPENSES					
39463972 - 410100	OVERTIME	0	34,563	0	0	
39463972 - 449902	DISPARITY AGREEMENT	0	0	11,521	0	
	Division Total:	**$ 0**	**$ 34,563**	**$ 11,521**	**$ 0**	**$ 0**
DIVISION: JUSTICE ADMIN GRANT - 2014 (398)						
	OPERATING EXPENSES					
39463982 - 410100	OVERTIME	0	0	28,240	0	
	Division Total:	**$ 0**	**$ 0**	**$ 28,240**	**$ 0**	**$ 0**
DIVISION: JUSTICE ADMIN GRANT - 2015 (399)						
	OPERATING EXPENSES					
39463942 - 410100	OVERTIME	0	0	0	22,875	0
39463972 - 449902	DISPARITY AGREEMENT	0	0	0	7,625	0
	Division Total:	**$ 0**	**$ 0**	**$ 0**	**$ 30,500**	**$ 0**
	Fund Expense Total:	**$ 58,293**	**$ 47,312**	**$ 39,761**	**$ 30,500**	**$ 30,236**
	Surplus / (Deficit)	**$ (18,290)**	**$ 11,521**	**$ (11,521)**	**$ 0**	**$ 0**
	Beginning Cash Balance	**$ 18,290**	**$ 0**	**$ 11,521**	**$ 0**	**$ 0**
	Balance Sheet Adjustments					
	Ending Cash Balance	**$ 0**	**$ 11,521**	**$ 0**	**$ 0**	**$ 0**

Fund Name	*Public Education & Government (PEG)*	***Fund Number***	*40*

Fund Description & Purpose

Accounts for revenues received for franchise rights granted allowing the installation and operation of cable communication networks and for expenditures defraying the operation of the Public Education and Government television station.

	(Whole $) Description	*2013 Stub Year Actual*	*2014 Actual*	*2015 Actual*	*2016 Amended Budget*	*2017 Budget*
REVENUE						
	FINES AND FEES					
4048400 - 303110	P-E-G CAPITAL FEE	52,581	95,480	96,033	100,000	105,000
	INVESTMENTS					
4048400 - 307101	INTEREST INCOME	47	98	46	0	0
4048400 - 307141	INVESTMENT INCOME	0	0	10	0	0
	Total:	**$ 47**	**$ 98**	**$ 57**	**$ 0**	**$ 0**
	OTHER INCOME					
4048400 - 308890	REIMBRUSEMENT OF EXPENSE	0	562	0	0	0
	TRANSFERS FROM					
4048400 - 306700	TRANSFER FROM OTHER FUNDS	0	0	0	0	0
	Fund Revenue Total:	**$ 52,629**	**$ 96,140**	**$ 96,089**	**$ 100,000**	**$ 105,000**
EXPENDITURES						
DIVISION: PEG PROJECTS (400)						
	OPERATING EXPENSES					
40484002 - 423000	IT SERVICES	0	0	0	0	25,164
	CAPITAL PROJECTS					
40484006 - 452000	OTHER EQUIPMENT	0	250,979	0	0	50,000
40484006 - 474006	P-E-G PROGRAMMING	14,724	6,773	52,237	150,000	0
	Total:	**$ 14,724**	**$ 257,752**	**$ 52,237**	**$ 150,000**	**$ 50,000**
	Division Total:	**$ 14,724**	**$ 257,752**	**$ 52,237**	**$ 150,000**	**$ 75,164**
	Fund Expense Total:	**$ 14,724**	**$ 257,752**	**$ 52,237**	**$ 150,000**	**$ 75,164**
	Surplus / (Deficit)	**$ 37,905**	**$ (161,612)**	**$ 43,852**	**$ (50,000)**	**$ 29,836**
	Beginning Cash Balance	**$ 225,031**	**$ 262,936**	**$ 101,324**	**$ 145,176**	**$ 200,000**
	Balance Sheet Adjustments				**$ 104,824**	
	Ending Cash Balance	**$ 262,936**	**$ 101,324**	**$ 145,176**	**$ 200,000**	**$ 229,836**

Fund Name	*Local Motor Fuel Tax*	***Fund Number***	*42*

Fund Description & Purpose

Accounts for revenues from the local motor fuel tax, and expenditures for street improvements within the City footprint.

(Whole $)						
	Description	***2013 Stub Year Actual***	***2014 Actual***	***2015 Actual***	***2016 Amended Budget***	***2017 Budget***
REVENUE						
	INTERGOV REVENUES					
4248420 - 302103	LOCAL MFT TAX	0	0	0	1,500,000	1,800,000
	OTHER INCOME					
4248420 - 309900	BOND OR NOTE PROCEEDS	0	0	0	0	3,500,000
	Fund Revenue Total:	**$ 0**	**$ 0**	**$ 0**	**$ 1,500,000**	**$ 5,300,000**
EXPENDITURES						
DIVISION: LOCAL MFT INITIATIVE PROJECTS (420)						
	OPERATING EXPENSES					
42484202 - 428000	PROFESSIONAL SERVICES	0	0	0	0	10,000
	CAPITAL PROJECTS					
42484206 - 489070	STREETS	0	0	0	1,500,000	3,500,000
	Division Total:	**$ 0**	**$ 0**	**$ 0**	**$ 1,500,000**	**$ 3,510,000**
DIVISION: LOCAL STREET CAPITAL PROJECTS (421)						
	OPERATING EXPENSES					
42484212 - 440900	PRINCIPAL PAYMENTS	0	0	0	0	1,071,429
42484212 - 441000	INTEREST PAYMENTS	0	0	0	0	0
	Total:	**$ 0**	**$ 0**	**$ 0**	**$ 0**	**$ 1,071,429**
	Division Total:	**$ 0**	**$ 0**	**$ 0**	**$ 0**	**$ 1,071,429**
	Fund Expense Total:	**$ 0**	**$ 0**	**$ 0**	**$ 1,500,000**	**$ 4,581,429**
	Surplus / (Deficit)	**$ 0**	**$ 0**	**$ 0**	**$ 0**	**$ 718,571**
	Beginning Cash Balance	**$ -**	**$ 0**	**$ 0**	**$ 0**	**$ 1,437,000**
	Balance Sheet Adjustments				**$ 1,437,000**	
	Ending Cash Balance	**$ 0**	**$ 0**	**$ 0**	**$ 1,437,000**	**$ 2,155,571**

Fund Name	*2010 Bond Project Construction*	***Fund Number***	*43*

Fund Description & Purpose

Accounts for capital improvement projects financed by the proceeds from the 2010 Series General Obligation Bonds issued by the City in 2010.

	(Whole $) ***Description***	***2013 Stub Year Actual***	***2014 Actual***	***2015 Actual***	***2016 Amended Budget***	***2017 Budget***
REVENUE						
	INVESTMENTS					
4343430 - 307101	INTEREST INCOME	410	33	179	0	0
4343430 - 307141	INVESTMENT INCOME	64,993	75,240	0	0	0
4343430 - 307341	GAIN/LOSS HICKORY POINT BANK	-41,954	44,834	0	0	0
	Total:	**$ 23,448**	**$ 120,107**	**$ 179**	**$ 0**	**$ 0**
	Fund Revenue Total:	**$ 23,448**	**$ 120,107**	**$ 179**	**$ 0**	**$ 0**
EXPENDITURES						
DIVISION: 2010 PROJECT FUND (430)						
	OPERATING EXPENSES					
43434302 - 425400	FISCAL AGENT FEES	1,523	1,949	0	0	0
43434302 - 444100	DEBT SERVICE FUNDING	422,393	800,000	0	0	0
	Total:	**$ 423,916**	**$ 801,949**	**$ 0**	**$ 0**	**$ 0**
	CAPITAL ASSETS					
43434305 - 469902	DOWNTOWN TIF PROJECTS	1,507,664	147,142	210,237	0	19,000
43434305 - 485900	DREDGING	40,000	0	0	0	0
43434305 - 488200	LAKE DECATUR DAM REPAIRS	3,202,386	980,632	0	0	0
43434305 - 488900	ADDL WATER SUPPLY	181,981	35,767	0	0	0
43434305 - 489020	PARKING	59,111	68,913	28,087	388,100	326,000
	Total:	**$ 4,991,142**	**$ 1,232,454**	**$ 238,324**	**$ 388,100**	**$ 345,000**
	Fund Expense Total:	**$ 5,415,058**	**$ 2,034,404**	**$ 238,324**	**$ 388,100**	**$ 345,000**
	Surplus / (Deficit)	**$ (5,391,609)**	**$ (1,914,297)**	**$ (238,146)**	**$ (388,100)**	**$ (345,000)**
	Beginning Cash Balance	**$ 7,916,475**	**$ 2,524,866**	**$ 610,569**	**$ 372,423**	**$ 345,000**
	Balance Sheet Adjustments				**$ 360,677**	
	Ending Cash Balance	**$ 2,524,866**	**$ 610,569**	**$ 372,423**	**$ 345,000**	**$ 0**

Fund Name	*Capital Projects*	***Fund Number***	*45*

Fund Description & Purpose

Account for the financial resources used for capital investment in City infrastructure not funded by proprietary or trust funds.

	(Whole $) Description	*2013 Stub Year Actual*	*2014 Actual*	*2015 Actual*	*2016 Amended Budget*	*2017 Budget*
REVENUE						
	CHARGES FOR SERVICE					
4548450 - 303103	TAPPING FEES	432	17,355	0	0	0
	INTERGOV REVENUES					
4548450 - 302107	STATE GRANTS OR OTHER	35,989	0	0	0	0
	INVESTMENTS					
4548450 - 307101	INTEREST INCOME	51	57	38	0	0
4548450 - 307141	INVESTMENT INCOME	0	0	7	0	0
	Total:	**$ 51**	**$ 57**	**$ 45**	**$ 0**	**$ 0**
	OTHER INCOME					
4548450 - 308850	DRIVEWAY APPROACH	0	0	145	0	0
4548450 - 308899	MISCELLANEOUS INCOME	147,647	300	0	0	0
	Total:	**$ 147,647**	**$ 300**	**$ 145**	**$ 0**	**$ 0**
	TRANSFERS FROM					
4548450 - 306702	TRANSFER FROM GENERAL FUND	500,000	0	0	0	0
	Fund Revenue Total:	**$ 684,119**	**$ 17,712**	**$ (189.59)**	**$ 0**	**$ 0**
EXPENDITURES						
DIVISION: CAPITAL STREET PROJECTS (451)						
	OPERATING EXPENSES					
45484512 - 428000	PROFESSIONAL SERVICES	40,890	20,149	0	0	0
45484512 - 445900	REIMBURSEMENT TO OTHER FUNDS	0	0	31,671	0	0
45484512 - 474006	P-E-G PROGRAMMING	0	0	0	0	0
	Total:	**$ 40,890**	**$ 20,149**	**$ 31,671**	**$ 0**	**$ 0**
	CAPITAL PROJECTS					
45484516 - 489000	BUILDINGS, GROUNDS, GENERAL	127,718	7,188	0	0	0
45484516 - 489020	PARKING	54,770	0	0	0	0
45484516 - 489040	STORM SEWER	24,308	0	0	0	0
45484516 - 489050	BRIDGES	0	0	0	0	0
45484516 - 489070	STREETS	208,853	81,122	0	105,500	0
	Total:	**$ 415,650**	**$ 88,310**	**$ 0**	**$ 105,500**	**$ 0**
	Fund Expense Total:	**$ 456,540**	**$ 108,459**	**$ 31,671**	**$ 105,500**	**$ 0**
	Surplus / (Deficit)	**$ 227,579**	**$ (90,747)**	**$ (31,481)**	**$ (105,500)**	**$ 0**
	Beginning Cash Balance	**$ -**	**$ 227,579**	**$ 136,832**	**$ 105,351**	**$ 52,000**
	Balance Sheet Adjustments				**$ 52,149**	
	Ending Cash Balance	**$ 227,579**	**$ 136,832**	**$ 105,351**	**$ 52,000**	**$ 52,000**

Fund Name	*Motor Fuel Tax*	***Fund Number***	*46*

Fund Description & Purpose

Accounts for revenues, including the City's motor fuel tax allotment from the State of Illinois, and expenditures for street improvements and traffic signal maintenance within the City footprint.

	(Whole $) Description	*2013 Stub Year Actual*	*2014 Actual*	*2015 Actual*	*2016 Amended Budget*	*2017 Budget*
REVENUE						
	INTERGOV REVENUES					
4648460 - 302103	MFT TAX	1,235,376	1,884,548	1,880,878	1,825,000	2,024,000
4648460 - 302106	FEDERAL GRANTS	5,433	198,917	803	0	0
4648460 - 302123	MAINT INCOME FR STATE	38,171	54,785	58,395	109,739	87,600
4648460 - 302125	CAPITAL BILL PROGRAM REVENUE	355,492	710,984	0	250,000	250,000
	Total:	**$ 1,634,472**	**$ 2,849,234**	**$ 1,940,076**	**$ 2,184,739**	**$ 2,361,600**
	INVESTMENTS					
4648460 - 307101	INTEREST INCOME	741	1,163	879	0	350
4648460 - 307141	INVESTMENT INCOME	0	0	83	0	0
	Total:	**$ 741**	**$ 1,163**	**$ 963**	**$ 0**	**$ 350**
	OTHER INCOME					
4648460 - 308899	MISCELLANEOUS INCOME	19,482	79,670	25,672	17,000	16,000
	Fund Revenue Total:	**$ 1,654,695**	**$ 2,930,067**	**$ 1,966,711**	**$ 2,201,739**	**$ 2,377,950**
EXPENDITURES						
DIVISION: MFT PROJECTS (460)						
	OPERATING EXPENSES					
46484602 - 428100	TRANSFER TO IMRF	13,773	0	0	0	0
46484602 - 435800	ROAD SALT	0	177,374	234,395	166,000	85,264
46484602 - 441500	TO GENERAL FND MSC & STR REIMB	258,918	385,179	481,324	480,000	384,000
	Total:	**$ 272,690**	**$ 562,552**	**$ 715,719**	**$ 646,000**	**$ 469,264**
	CAPITAL PROJECTS					
46484606 - 489010	LIGHTS	0	0	0	100,000	0
46484606 - 489050	BRIDGES	688,881	-10,458	880,168	477,200	145,000
46484606 - 489070	STREETS	2,927,945	1,425,526	1,969,880	1,997,113	1,850,000
46484606 - 489080	TRAFFIC SIGNALS	58,499	209,631	2,111	100,000	150,000
	Total:	**$ 3,675,326**	**$ 1,624,699**	**$ 2,852,159**	**$ 2,674,313**	**$ 2,145,000**
	Fund Expense Total:	**$ 3,948,016**	**$ 2,187,251**	**$ 3,567,879**	**$ 3,320,313**	**$ 2,614,264**
	Surplus / (Deficit)	**$ (2,293,321)**	**$ 742,816**	**$ (1,601,167)**	**$ (1,118,574)**	**$ (236,314)**
	Beginning Cash Balance	**$ 4,552,127**	**$ 2,258,806**	**$ 3,001,623**	**$ 1,423,956**	**$ 1,400,000**
	Balance Sheet Adjustments			**$ 23,500**	**$ 1,094,618**	
	Ending Cash Balance	**$ 2,258,806**	**$ 3,001,623**	**$ 1,423,956**	**$ 1,400,000**	**$ 1,163,686**

Fund Name	*Major Moves*	***Fund Number***	*47*

Fund Description & Purpose

Accounts for the financial resources received from State of Illinois Grants for the purpose of investment in infrastructure projects providing economic development benefit to the City of Decatur.

	(Whole $) Description	*2013 Stub Year Actual*	*2014 Actual*	*2015 Actual*	*2016 Amended Budget*	*2017 Budget*
REVENUE						
	INTERGOV REVENUES					
4748470 - 302107	STATE GRANTS OR OTHER	0	62,500	135,193	2,072,913	0
	INVESTMENTS					
4748470 - 307101	INTEREST INCOME	0	3	30	0	0
4748470 - 307141	INVESTMENT INCOME	0	0	5	0	0
	Total:	**$ 0**	**$ 3**	**$ 36**	**$ 0**	**$ 0**
	TRANSFERS FROM					
4748470 - 306700	TRANSFER FROM OTHER FUNDS	0	0	31,671	0	0
	Fund Revenue Total:	**$ 0**	**$ 62,503**	**$ 166,899**	**$ 2,072,913**	**$ 0**
EXPENDITURES						
DIVISION: MAJOR MOVES (470)						
	OPERATING EXPENSES					
47484702 - 428000	PROFESSIONAL SERVICES	0	0	0	60,000	60,000
47484702 - 441500	TO GENERAL FND MSC & STR REIMB					
	Total:	**$ 0**	**$ 0**	**$ 0**	**$ 60,000**	**$ 60,000**
	CAPITAL EXPENSES					
47484705 - 489070	STREETS	0	0	149,657	991,435	0
	Total:	**$ 0**	**$ 0**	**$ 149,657**	**$ 991,435**	**$ 0**
	Fund Expense Total:	**$ 0**	**$ 0**	**$ 149,657**	**$ 1,051,435**	**$ 60,000**
	Surplus / (Deficit)	**$ 0**	**$ 62,503**	**$ 17,242**	**$ 1,021,478**	**$ (60,000)**
	Beginning Cash Balance	**$ -**	**$ 0**	**$ 62,503**	**$ 79,745**	**$ 75,000**
	Balance Sheet Adjustments		**$ -**		**$ (1,026,223)**	
	Ending Cash Balance	**$ 0**	**$ 62,503**	**$ 79,745**	**$ 75,000**	**$ 15,000**

Fund Name	*Fire Capital*	***Fund Number***	*49*

Fund Description & Purpose

Account for the revenue received from various tax and other sources in support of the Decatur Fire Department. Revenues received used to defray the expense of Fire Department capital expenditures.

	(Whole $) Description	*2013 Stub Year Actual*	*2014 Actual*	*2015 Actual*	*2016 Amended Budget*	*2017 Budget*
REVENUE						
	INTERGOV REVENUES					
4947490 - 302403	FIRE TRAINING REIMBURSEMENT	0	0	38,162	25,000	45,000
	INVESTMENTS					
4947490 - 307101	INTEREST INCOME	0	0	4	0	0
4947490 - 307141	INVESTMENT INCOME	0	0	2	0	0
	Total:	**$ 0**	**$ 0**	**$ 6**	**$ 0**	**$ 0**
	OTHER INCOME					
4947490 - 308802	SALE OF CITY PROPERTY	0	1,296	2,050	20,000	0
4947490 - 309900	BOND OR NOTE PROCEEDS	0	0	0	0	2,000,000
	Total:	**$ 0**	**$ 1,296**	**$ 2,050**	**$ 20,000**	**$ 2,000,000**
	TRANSFERS FROM					
4947490 - 306700	DEBT FROM GENERAL FUND	0	0	0	470,000	315,000
4947490 - 306749	TRANSFER FROM FLEET MAINT	0	0	0	0	167,000
	Total:	**$ 0**	**$ 0**	**$ 0**	**$ 470,000**	**$ 482,000**
	Fund Revenue Total:	**$ 0**	**$ 1,297**	**$ 40,215**	**$ 515,000**	**$ 2,527,000**
EXPENDITURES						
DIVISION: FIRE CAPITAL (490)						
	OPERATING EXPENSES					
49474902 - 421400	SERVICE-OTHER EQUIP	0	0	0	0	167,000
49474902 - 428000	PROFESSIONAL SERVICES	0	0	0	75,000	75,000
	Total:	**$ 0**	**$ 0**	**$ 0**	**$ 75,000**	**$ 242,000**
	CAPITAL EXPENSES					
49474905 - 421000	SERVICE TO MAINT BUILDINGS	0	0	16,817	240,000	0
49474905 - 440900	PRINCIPAL PAYMENTS	0	0	0	0	80,735
49474905 - 441000	INTEREST PAYMENTS	0	0	0	0	9,668
49474905 - 449900	SMALL CAPITAL ITEMS	0	0	0	0	45,000
49474905 - 450200	BUILDINGS	0	0	0	0	0
49474905 - 455200	VEHICLE LEASE PAYMENT	0	0	0	226,629	148,545
	Total:	**$ 0**	**$ 0**	**$ 16,817**	**$ 466,629**	**$ 283,948**
	Division Total:	**$ 0**	**$ 0**	**$ 16,817**	**$ 541,629**	**$ 525,948**
DIVISION: FIRE CAPITAL PROJECTS (491)						
	OPERATING EXPENSES					
49474902 - 421400	SERVICE-OTHER EQUIP	0	0	0	0	2,000,000
49474916 - 440900	PRINCIPAL PAYMENTS	0	0	0	0	314,286
	Division Total:	**$ 0**	**$ 0**	**$ 0**	**$ 0**	**$ 2,314,286**
	Fund Expense Total:	**$ 0**	**$ 0**	**$ 16,817**	**$ 541,629**	**$ 2,840,234**
	Surplus / (Deficit)	**$ 0**	**$ 1,297**	**$ 23,398**	**$ (26,629)**	**$ (313,234)**
	Beginning Cash Balance	**$ 0**	**$ 0**	**$ 1,297**	**$ 24,695**	**$ 350,000**
	Balance Sheet Adjustments				**$ 351,934**	
	Ending Cash Balance	**$ 0**	**$ 1,297**	**$ 24,695**	**$ 350,000**	**$ 36,766**

Fund Name	*Debt Service*	***Fund Number***	*50*

Fund Description & Purpose

Account for the accumulation of resources for, and the payment of principal and interest on general obligation debt, serial and term debt obligations of the City. Direct payment of GO Bond debt moved to initiating fund in 2016.

(Whole $)						
	Description	***2013 Stub Year Actual***	***2014 Actual***	***2015 Actual***	***2016 Amended Budget***	***2017 Budget***
REVENUE						
	INVESTMENTS					
5043500 - 307101	INTEREST INCOME	597	842	1,159	0	0
5043500 - 307141	INVESTMENT INCOME	0	0	361	0	0
	Total:	**$ 597**	**$ 842**	**$ 1,520**	**$ 0**	**$ 0**
	OTHER INCOME					
5043500 - 308819	TREASURY REBATE	474,946	473,104	466,886	458,796	445,530
5043500 - 309900	BOND OR NOTE PROCEEDS	0	0	0	0	0
	Total:	**$ 474,946**	**$ 473,104**	**$ 466,886**	**$ 458,796**	**$ 445,530**
	TAXES					
5043500 - 301103	REAL ESTATE TAXES	1,263,366	1,280,859	1,261,568	2,108,611	1,679,375
	TRANSFERS FROM					
5043500 - 303607	PAYMENT IN LIEU OF TAXES	83,303	76,020	97,473	131,560	283,918
5043500 - 306620	SEWER FUNDING	96,402	81,488	17,482	0	0
5043500 - 306702	GENERAL FUNDING	21,699	0	0	0	0
5043500 - 306703	WATER FUNDING	5,041,703	5,302,600	6,807,162	6,791,410	0
5043500 - 306707	CDBG FUNDING	214,608	170,000	175,000	180,000	0
5043500 - 306759	TRANSER FR 2010 PROJECT FUND	422,393	800,000	0	0	0
5043500 - 306765	OLDE TOWN TIF FUNDING	1,196,164	961,286	861,521	924,697	0
5043500 - 306766	WABASH CROSSING TIF FUNDING	170,212	170,700	151,578	0	0
	Total:	**$ 7,246,484**	**$ 7,562,095**	**$ 8,110,217**	**$ 8,027,667**	**$ 283,918**
	Fund Revenue Total:	**$ 8,985,393**	**$ 9,316,899**	**$ 9,840,191**	**$ 10,595,074**	**$ 2,408,823**
EXPENDITURES						
DIVISION: DS-SPRING CREEK SEWER LOAN (501)						
	OPERATING EXPENSES					
50435012 - 440900	PRINCIPAL PAYMENTS	16,912	34,541	17,636	0	0
50435012 - 441000	INTEREST PAYMENTS	972	1,227	248	0	0
	Division Total:	**$ 17,884**	**$ 35,769**	**$ 17,884**	**$ 0**	**$ 0**
DIVISION: DS-WEST MOUND SEWER LOAN (502)						
	OPERATING EXPENSES					
50435022 - 440900	PRINCIPAL PAYMENTS	7,236	14,779	6,305	0	0
50435022 - 441000	INTEREST PAYMENTS	399	490	89	0	0
	Division Total:	**$ 7,635**	**$ 15,269**	**$ 6,394**	**$ 0**	**$ 0**
DIVISION: DS-2014 GO BONDS (503)						
	OPERATING EXPENSES					
50435032 - 440900	PRINCIPAL PAYMENTS	0	0	730,000	835,000	0
50435032 - 441000	INTEREST PAYMENTS	0	421,607	1,050,438	1,026,963	0
50435032 - 441100	FISCAL FEES	0	0	375	375	0
	Division Total:	**$ 0**	**$ 421,607**	**$ 1,780,813**	**$ 1,862,338**	**$ 0**

Fund Name	*Debt Service*	*Fund Number*	*50*

(Whole $) Description	2013 Stub Year Actual	2014 Actual	2015 Actual	2016 Amended Budget	2017 Budget
EXPENDITURES					
DIVISION: DS-2015 GO BONDS (505)					
OPERATING EXPENSES					
50435052 - 440900 PRINCIPAL PAYMENTS	0	0	0	790,000	0
50435052 - 441000 INTEREST PAYMENTS	0	0	0	939,510	0
50435052 - 441100 FISCAL FEES	0	0	0	375	0
Division Total:	$ 0	$ 0	$ 0	$ 1,729,885	$ 0
DIVISION: DS-STALEY SEWER LOAN (507)					
OPERATING EXPENSES					
50435072 - 440900 PRINCIPAL PAYMENTS	44,858	46,221	0	0	0
50435072 - 441000 INTEREST PAYMENTS	2,410	1,048	0	0	0
Division Total:	$ 47,269	$ 47,269	$ 0	$ 0	$ 0
DIVISION: DS-2005 GO BONDS (511)					
OPERATING EXPENSES					
50435112 - 440900 PRINCIPAL PAYMENTS	1,740,000	675,000	0	0	0
50435112 - 441000 INTEREST PAYMENT	85,200	24,300	0	0	0
50435112 - 441100 FISCAL FEES	0	350	0	0	0
Division Total:	$ 1,825,200	$ 699,650	$ 0	$ 0	$ 0
DIVISION: DS-2002 BOND-WABASH CROSSNG (512)					
OPERATING EXPENSES					
50435122 - 440900 PRINCIPAL PAYMENTS	165,000	170,000	175,000	180,000	0
50435122 - 441000 INTEREST PAYMENT	54,272	99,816	90,585	80,855	64,769
Division Total:	$ 219,272	$ 269,816	$ 265,585	$ 260,855	$ 64,769
DIVISION: DS-2008 GO BONDS (514)					
OPERATING EXPENSES					
50435142 - 440900 PRINCIPAL PAYMENTS	250,000	360,000	790,000	825,000	0
50435142 - 441000 INTEREST PAYMENT	402,963	394,213	380,713	349,113	0
50435142 - 441100 FISCAL FEES	428	750	0	450	0
Division Total:	$ 653,391	$ 754,963	$ 1,170,713	$ 1,174,563	$ 0
DIVISION: DS-1999 ONE MAIN PLACE (515)					
OPERATING EXPENSES					
50435152 - 440900 PRINCIPAL PAYMENTS	150,000	0	0	0	0
50435152 - 441000 INTEREST PAYMENT	4,748	0	0	0	0
Division Total:	$ 154,748	$ 0	$ 0	$ 0	$ 0
DIVISION: DS-2010A BOND (516)					
OPERATING EXPENSES					
50435162 - 440900 PRINCIPAL PAYMENTS	130,000	140,000	150,000	180,000	41,000
50435162 - 441000 INTEREST PAYMENT	455,408	450,858	445,783	440,158	86,592
50435162 - 441100 FISCAL FEES	428	750	750	450	1,000
Division Total:	$ 585,836	$ 591,608	$ 596,533	$ 620,608	$ 128,592
DIVISION: DS-2010B BOND (517)					
OPERATING EXPENSES					
50435172 - 440900 PRINCIPAL PAYMENTS	840,000	890,000	955,000	1,120,000	419,490
50435172 - 441000 INTEREST PAYMENT	1,408,118	1,391,318	1,369,068	1,340,418	460,631
50435172 - 441100 FISCAL FEES	678	0	2,105	450	1,000
Division Total:	$ 2,248,796	$ 2,281,318	$ 2,326,173	$ 2,460,868	$ 881,121

Fund Name	*Debt Service*	***Fund Number***	*50*

(Whole $)						
	Description	***2013 Stub Year Actual***	***2014 Actual***	***2015 Actual***	***2016 Amended Budget***	***2017 Budget***
EXPENDITURES						
DIVISION: DS-2010C BOND (518)						
	OPERATING EXPENSES					
50435182 - 440900	PRINCIPAL PAYMENTS	185,000	190,000	195,000	200,000	102,500
50435182 - 441000	INTEREST PAYMENT	91,100	87,400	83,600	77,750	35,875
50435182 - 441100	FISCAL FEES	428	750	750	450	1,000
	Division Total:	**$ 276,528**	**$ 278,150**	**$ 279,350**	**$ 278,200**	**$ 139,375**
DIVISION: DS-2010D BOND (519)						
	OPERATING EXPENSES					
50435192 - 440900	PRINCIPAL PAYMENTS	265,000	265,000	255,000	245,000	235,000
50435192 - 441000	INTEREST PAYMENT	32,450	27,150	21,850	16,750	9,400
50435192 - 441100	FISCAL FEES	428	750	750	450	1,000
	Division Total:	**$ 297,878**	**$ 292,900**	**$ 277,600**	**$ 262,200**	**$ 245,400**
DIVISION: DS-2012 GO BOND (521)						
	OPERATING EXPENSES					
50435212 - 440900	PRINCIPAL PAYMENTS	0	590,000	595,000	605,000	620,000
50435212 - 441000	INTEREST PAYMENT	81,303	159,656	152,244	141,731	129,481
50435212 - 441100	FISCAL FEES	0	385	385	375	1,000
	Division Total:	**$ 81,303**	**$ 750,041**	**$ 747,629**	**$ 747,106**	**$ 750,481**
DIVISION: DS-2013 GO BOND (522)						
	OPERATING EXPENSES					
50435222 - 440900	PRINCIPAL PAYMENTS	0	1,150,000	1,175,000	1,205,000	0
50435222 - 441000	INTEREST PAYMENT	351,275	691,050	661,925	626,225	0
50435222 - 441100	FISCAL FEES	0	350	350	375	0
	Division Total:	**$ 351,275**	**$ 1,841,400**	**$ 1,837,275**	**$ 1,831,600**	**$ 0**
	Fund Expense Total:	**$ 6,767,013**	**$ 8,279,757**	**$ 9,305,947**	**$ 11,228,223**	**$ 2,209,738**
	Surplus / (Deficit)	**$ 2,218,380**	**$ 1,037,142**	**$ 534,244**	**$ (633,149)**	**$ 199,085**
	Beginning Cash Balance	**$ 181,227**	**$ 2,399,608**	**$ 3,436,750**	**$ 3,970,994**	**$ 775,000**
	Balance Sheet Adjustments				**$ (2,562,845)**	
	Ending Cash Balance	**$ 2,399,608**	**$ 3,436,750**	**$ 3,970,994**	**$ 775,000**	**$ 974,085**

Fund Name	*Library Capital*	***Fund Number***	*58*

Fund Description & Purpose

Account for the financial resources used for capital investment in the Library building and for facility infrastructure repair and maintenance.

(Whole $)						
	Description	***2013 Stub Year Actual***	***2014 Actual***	***2015 Actual***	***2016 Amended Budget***	***2017 Budget***
REVENUE						
	OTHER INCOME					
5859580 - 306709	TRANSFER FROM LIBRARY	0	100,000	50,000	50,000	0
5859580 - 307101	INTEREST INCOME	0	7	39	0	0
5859580 - 307141	INVESTMENT INCOME	0	0	10	0	0
5859580 - 308826	DECATUR LIBRARY FOUNDATION	0	0	0	0	200,000
	Total:	**$ 0**	**$ 100,007**	**$ 50,049**	**$ 50,000**	**$ 200,000**
	Fund Revenue Total:	**$ 0**	**$ 100,007**	**$ 50,049**	**$ 50,000**	**$ 200,000**
DIVISION: LIBRARY CAPITAL (580)						
	OPERATING EXPENSES					
58595822 - 448600	TRANSFER TO LIBRARY FUND	0	0	0	0	0
	Total:	**$ 0**	**$ 0**	**$ 0**	**$ 0**	**$ 0**
	CAPITAL EXPENSES					
58595826 - 451500	OFFICE EQUIPMENT	0	0	0	0	200,000
	Division Total:	**$ 0**	**$ 0**	**$ 0**	**$ 0**	**$ 200,000**
	Fund Expense Total:	**$ 0**	**$ 0**	**$ 0**	**$ 0**	**$ 200,000**
	Surplus / (Deficit)	**$ 0**	**$ 100,007**	**$ 50,049**	**$ 50,000**	**$ 0**
	Beginning Cash Balance	**$ -**	**$ 0**	**$ 100,007**	**$ 150,056**	**$ 180,000**
	Balance Sheet Adjustments				**$ (20,056)**	
	Ending Cash Balance	**$ 0**	**$ 100,007**	**$ 150,056**	**$ 180,000**	**$ 180,000**

Fund Name	*City of Decatur Library Trust*	***Fund Number***	*59*

Fund Description & Purpose

Account for revenues received from third party sources for the specific purpose of benefit to the City of Decatur Public Library and account for the expenditure of such funds.

	(Whole $) Description	*2013 Stub Year Actual*	*2014 Actual*	*2015 Actual*	*2016 Amended Budget*	*2017 Budget*
REVENUE						
	INVESTMENTS					
5959590 - 307103	INTEREST INC - CANTONI	11	21	21	0	0
5959590 - 307104	INTEREST INC - MEYERS	44	80	73	0	0
5959590 - 307141	INVESTMENT INCOME	0	0	19	0	0
5959590 - 307142	INTEREST - DONATIONS	1	3	7	0	0
	Total:	$ 56	$ 104	$ 120	$ 0	$ 0
	OTHER INCOME					
5959590 - 308805	CONTRIBUTIONS	4,869	27,278	18,023	10,000	10,000
	Fund Revenue Total:	$ 4,926	$ 27,382	$ 18,143	$ 10,000	$ 10,000
EXPENDITURES						
DIVISION: DPL-CANTONI TRUST (591)						
	CAPITAL ASSETS					
59595912 - 458000	BOOKS & PERIODICALS	275	0	22	45,000	45,000
	Division Total:	$ 275	$ 0	$ 22	$ 45,000	$ 45,000
DIVISION: DPL-MEYER TRUST (592)						
	OPERATING EXPENSES					
59595922 - 428000	PROFESSIONAL FEES	0	0	45	31,250	5,000
59595922 - 4431600	ARCHIVAL SUPPLIES	0	1,211	0	31,250	5,000
59595922 - 448600	TRANSFER TO LIBRARY	0	0	0	0	26,528
59595922 - 449900	SMALL CAPITAL ITEMS	0	6,214	15,401	31,250	5,000
59595922 - 458000	BOOK AND PERIODICALS	6,000	901	3,568	31,250	5,000
	Division Total:	$ 6,000	$ 8,325	$ 19,015	$ 125,000	$ 46,528
DIVISION: DPL-MEMORIALS (594)						
	CAPITAL ASSETS					
59595942 - 408899	MISC EXPENSE	0	0	0	0	10,000
59595942 - 428000	PROFESSIONAL FEES	0	4,185	0	0	0
59595942 - 449900	SMALL CAPITAL ITEMS	0	13,660	0	9,500	0
59595942 - 458000	BOOKS & PERIODICALS	14,737	3,827	8,426	20,000	20,000
	Division Total:	$ 14,737	$ 21,672	$ 8,426	$ 29,500	$ 30,000
	Fund Expense Total:	$ 21,013	$ 29,997	$ 27,462	$ 199,500	$ 121,528
	Surplus / (Deficit)	$ (16,087)	$ (2,616)	$ (9,320)	$ (189,500)	$ (111,528)
	Beginning Cash Balance	$ 305,380	$ 289,293	$ 286,677	$ 277,357	$ 270,000
	Balance Sheet Adjustments				$ 182,143	
	Ending Cash Balance	$ 289,293	$ 286,677	$ 277,357	$ 270,000	$ 158,472

Fund Name	*Fleet Maintenance*	***Fund Number***	*60*

Fund Description & Purpose

Accounts for services provided by the City's garage for repair and maintenance of motorized vehicles and equipment and for funds transferred from operating departments for the expenses of operating City equipment.

	(Whole $) Description	*2013 Stub Year Actual*	*2014 Actual*	*2015 Actual*	*2016 Amended Budget*	*2017 Budget*
REVENUE						
	OTHER INCOME					
6048600 - 308855	AUTO INSURANCE REIMBUR	20,954	30,256	11,909	40,000	0
6048600 - 308860	GASOLINE/DIESEL FUEL REIMB	357,071	20,689	18,032	14,984	20,696
6048600 - 308890	REIMBURSEMENT OF EXPENSE	0	0	2,304	0	0
6048600 - 308899	MISCELLANEOUS INCOME	1,927	959	5,212	0	0
	Total:	**$ 379,952**	**$ 51,904**	**$ 37,457**	**$ 54,984**	**$ 20,696**
	TRANSFERS FROM					
6048600 - 306700	MAINTENANCE FROM OTHER FUNDS	1,189,344	1,636,288	1,991,904	2,062,980	2,062,980
6048600 - 306780	FUEL REIMBURSEMENT	137,432	824,231	492,846	653,429	490,400
	Total:	**$ 1,326,776**	**$ 2,460,519**	**$ 2,484,750**	**$ 2,716,409**	**$ 2,553,380**
	Fund Revenue Total:	**$ 1,706,727**	**$ 2,512,423**	**$ 2,522,208**	**$ 2,771,393**	**$ 2,574,076**
EXPENDITURES						
DIVISION: FLEET OPERATIONS (601)						
	PERSONNEL SERVICES					
60486011 - 409000	SALARIES	298,166	426,333	391,064	441,579	432,492
60486011 - 410100	OVERTIME	3,714	13,008	6,289	8,670	8,670
60486011 - 410500	PENSION CONTRIBUTION	33,166	53,078	47,974	58,764	54,650
60486011 - 410700	FICA/MEDICARE	22,357	32,503	29,396	34,768	34,073
60486011 - 411100	LIFE INSURANCE	492	591	560	605	759
60486011 - 411200	MEDICAL INSURANCE	59,500	94,640	111,510	137,280	145,600
60486011 - 411220	VSP INSURANCE PREMIUMS	4,800	3,200	0	0	0
60486011 - 411500	SERVICE RECOGNITION	1,112	1,274	1,125	4,230	4,235
	Total:	**$ 423,307**	**$ 624,626**	**$ 587,919**	**$ 685,896**	**$ 680,479**
	OPERATING EXPENSES					
60486012 - 411300	TO EMPL BENEFETS-UNEMPLOYMENT	624	204	1,140	708	708
60486012 - 420200	PRINTING AND BINDING	230	0	25	100	95
60486012 - 420500	SERV - AUTO BODY REPAIRS	22,546	21,868	32,979	53,000	40,000
60486012 - 421200	SERV - AUTO EQUIPMENT	53,302	128,291	117,880	150,000	140,000
60486012 - 421400	SERVICE- OTHER EQUIP	6,206	0	2,739	5,000	4,750
60486012 - 421700	SERV TO MAINT COMM EQUIP	573	1,453	342	1,000	950
60486012 - 422400	SERV - SHOP EQUIP	4,796	4,163	17,379	20,000	10,000
60486012 - 422500	SERV - MOTOR POOL EQUIP	1,056	2,815	45,325	7,000	6,650
60486012 - 422700	INSPECTION FEES	6,044	7,994	7,679	9,000	9,000
60486012 - 422800	HAZARDOUS WASTE MGT	651	1,590	1,564	2,000	1,500
60486012 - 423000	IT SERVICES	37,608	57,528	64,296	69,072	67,116
60486012 - 423100	ELECTRICITY	11,306	12,234	12,229	26,000	13,000
60486012 - 423200	NATURAL GAS	1,344	10,914	7,679	7,200	7,200
60486012 - 423300	TELEPHONE	85	147	341	2,800	1,000
60486012 - 423400	WATER	312	644	772	1,200	2,450
60486012 - 424000	TRAINING SCHOOL EXPENSES	186	2,169	2,266	3,800	3,800
60486012 - 424100	CONFERENCES & TRAVEL	805	1,193	175	2,000	2,000
60486012 - 424500	POSTAGE	66	20	17	200	190
60486012 - 424700	COMPUTER SOFTWARE	10,208	9,988	10,344	11,000	11,000
60486012 - 425000	GENERAL FUND ADMIN FEE	55,328	69,552	73,428	75,348	67,608
60486012 - 425600	FREIGHT & CARTAGE	137	491	284	800	500

Fund Name	*Fleet Maintenance*	***Fund Number***	*60*

(Whole $)	***Description***	***2013 Stub Year Actual***	***2014 Actual***	***Actual***	***2016 Amended Budget***	***2017 Budget***
EXPENDITURES						
	OPERATING EXPENSES					
60486012 - 426500	MEDICAL SERVICES	0	0	0	100	100
60486012 - 427100	TEMP AGENCY SERVICES	0	0	0	5,000	4,750
60486012 - 427600	WASHING CARS	4,070	4,093	6,500	7,500	7,125
60486012 - 428400	MEMBERSHIP FEES	227	146	0	250	238
60486012 - 428800	RENTAL-COPY MACHINE	0	300	456	1,550	1,550
60486012 - 430200	PUBLICATIONS	816	438	438	500	500
60486012 - 430800	PERSONAL SAFETY GEAR	401	852	802	1,000	950
60486012 - 431200	JANITORIAL SUPPLIES	632	1,104	641	1,000	950
60486012 - 433100	MEDICAL SUPPLIES	88	50	66	250	265
60486012 - 433900	MATERIAL - AUTO EQUIP	0	1,103	452	1,000	950
60486012 - 434000	MINOR EQUIP & TOOLS	4,759	5,910	5,020	6,000	6,000
60486012 - 434100	EMPLOYEE MINOR EQUIP	842	792	972	750	750
60486012 - 434500	OFFICE SUPPLIES	407	430	198	750	500
60486012 - 434600	TRAINING & TESTING SUPPLY	0	30	7	250	200
60486012 - 440900	PRINCIPAL PAYMENTS	0	0	0	27,309	28,245
60486012 - 441000	INTEREST PAYMENTS	0	0	0	23,905	22,978
60486012 - 441504	GENERAL FUND PURCHASING	11,488	11,184	22,416	18,972	17,640
60486012 - 441505	GENERAL FUND ENGINEERING	91,600	141,000	81,900	175,164	169,920
60486012 - 441506	GENERAL FUND HUMAN RES	6,072	9,384	6,396	6,444	6,516
60486012 - 442300	RISK MANAGEMENT INSURANCE	133,816	185,892	194,148	184,740	184,740
60486012 - 442700	TR TO EQUIP REPLACEMENT	0	0	250,000	0	0
60486012 - 444000	MOTOR VEH LICENSE FEES	505	210	466	1,000	100
60486012 - 445900	REIMBURSEMENT TO OTHER FUNDS	6,346	31,650	50,796	0	167,000
60486012 - 449900	SMALL CAPITAL ITEMS	0	245	0	2,000	500
	Total:	**475,482**	**728,071**	**1,020,555**	**912,662**	**1,011,984**
	Division Total:	**$ 898,788**	**$ 1,352,697**	**$ 1,608,474**	**$ 1,598,558**	**$ 1,692,463**
DIVISION: FLEET INVENTORY (602)						
	OPERATING EXPENSES					
60486022 - 437900	INV PURCHASE - SUPPLIES	8,073	16,205	13,108	20,000	20,000
60486022 - 438000	INV PURCHASE - ANTIFREEZE	994	3,304	2,143	5,000	2,600
60486022 - 438100	INV PURCHASE - DIESEL	201,795	277,082	171,283	193,463	193,463
60486022 - 438200	INV PURCHASE - PARTS	204,321	408,813	325,823	350,000	375,000
60486022 - 438300	INV PURCHASE - GASOLINE	327,374	481,313	298,522	473,126	275,000
60486022 - 438400	INV PURCHASE - LUBRICANTS	11,718	39,821	25,157	20,000	30,000
60486022 - 438500	INV PURCHASE- TIRES	45,240	63,775	59,278	80,000	80,000
60486022 - 438700	INV PURCHASE - BROOMS	10,276	7,856	10,305	16,000	12,000
60486022 - 438900	INV PURCHASE - PROPANE	0	0	0	1,000	1,000
	Division Total:	**$ 809,791**	**$ 1,298,170**	**$ 905,618**	**$ 1,158,589**	**$ 989,063**
	Fund Expense Total:	**$ 1,708,579**	**$ 2,650,867**	**$ 2,514,092**	**$ 2,757,147**	**$ 2,681,526**
	Surplus / (Deficit)	**$ (1,852)**	**$ (138,444)**	**$ 8,116**	**$ 14,246**	**$ (107,450)**
	Beginning Cash Balance	**$ 145,494**	**$ 143,718**	**$ 5,275**	**$ 13,390**	**$ 350,000**
	Balance Sheet Adjustments	**$ 77**			**$ 322,364**	
	Ending Cash Balance	**$ 143,718**	**$ 5,275**	**$ 13,390**	**$ 350,000**	**$ 242,550**

Authorized Headcount Staffing	**2013 Stub Year Budget**	**2014 Budget**	**2015 Budget**	**2016 Budget**	**2017 Budget**
Management Staff					
Management Staff FTE's	1	1	1	1	1
Bargaining Staff					
AFSCME	8	7	7	7	7
Police		-	-	-	-
Fire		-	-	-	-
Bargaining Staff FTE's	8	7	7	7	7
Total Authorized Headcount	9	8	8	8	8

Fund Name	*Equipment Replacement*	***Fund Number***	*61*

Fund Description & Purpose

Accounts for funds transferred from the Fleet Maintenance Fund and other funding sources for replacement of City equipment. Capital outlay for City Fleet vehicles and other rolling stock machinery and equipment is from this fund.

(Whole $)	***Description***	***2013 Stub Year Actual***	***2014 Actual***	***2015 Actual***	***2016 Amended Budget***	***2017 Budget***
REVENUE						
	INVESTMENTS					
6143610 - 307101	INTEREST INCOME	203	377	161	0	0
6143610 - 307141	INVESTMENT INCOME	0	0	25	0	0
	Total:	**$ 203**	**$ 377**	**$ 186**	**$ 0**	**$ 0**
	OTHER INCOME					
6143610 - 308802	SALE OF CITY PROPERTY	19,721	11,828	0	0	0
	TRANSFERS FROM					
6143610 - 306711	TRANSFER FR FLEET MAINT	0	0	250,000	0	0
	Fund Revenue Total:	**$ 19,924**	**$ 12,205**	**$ 250,186**	**$ 0**	**$ 0**
EXPENDITURES						
DIVISION: EQUIPMENT REPLACEMENT (610)						
	OPERATING EXPENSES					
61436102 - 441500	TRANSFER TO GENERAL FUND	0	500,000	200,000	0	0
61436102 - 449900	SMALL CAPITAL ITEMS	0	0	584	0	0
61436102 - 455200	VEHICLE LEASE PAYMENT	0	0	0	70,058	51,829
	Total:	**$ 0**	**$ 500,000**	**$ 200,584**	**$ 70,058**	**$ 51,829**
	CAPITAL ASSETS					
61436105 - 451000	AUTOMOTIVE PURCHASES	0	0	0	0	0
61436105 - 452000	OTHER EQUIPMENT	126,822	3,314	5,261	199,942	260,737
61436105 - 489000	BUILDINGS, GROUNDS, GENERAL	0	0	65,004	0	0
	Total:	**$ 126,822**	**$ 3,314**	**$ 70,265**	**$ 199,942**	**$ 260,737**
	Fund Expense Total:	**$ 126,822**	**$ 503,314**	**$ 270,848**	**$ 270,000**	**$ 312,566**
	Surplus / (Deficit)	**$ (106,898)**	**$ (491,109)**	**$ (20,663)**	**$ (270,000)**	**$ (312,566)**
	Beginning Cash Balance	**$ 931,206**	**$ 824,308**	**$ 333,199**	**$ 312,536**	**$ 312,566**
	Balance Sheet Adjustments				**$ 270,030**	
	Ending Cash Balance	**$ 824,308**	**$ 333,199**	**$ 312,536**	**$ 312,566**	**$ 0**

Fund Name	*Risk Management*	***Fund Number***	*64*

Fund Description & Purpose

Accounts for the financial resources collected from other City funds to defray the cost of business insurance, including workers compensation, property & casualty and general liability coverage for city operations.

	(Whole $) Description	*2013 Stub Year Actual*	*2014 Actual*	*2015 Actual*	*2016 Amended Budget*	*2017 Budget*
REVENUE						
	INVESTMENTS					
6443640 - 307101	INTEREST INCOME	453	1,077	1,027	1,000	1,000
6443640 - 307141	INVESTMENT INCOME	0	0	210	0	0
	Total:	**$ 453**	**$ 1,077**	**$ 1,238**	**$ 1,000**	**$ 1,000**
	OTHER INCOME					
6443640 - 308813	CIVIC CENTER BUSINESS INS	20,943	22,363	34,502	25,122	25,122
	TRANSFERS FROM					
6443640 - 303608	FR EMPLOYEE BENEFITS - ADMIN	64,000	111,612	119,064	133,501	133,501
6443640 - 306402	CITY - BUSINESS INS	2,127,928	2,898,696	2,527,536	1,924,200	1,923,180
	Total:	**$ 2,191,928**	**$ 3,010,308**	**$ 2,646,600**	**$ 2,057,701**	**$ 2,056,681**
	Fund Revenue Total:	**$ 2,213,324**	**$ 3,033,748**	**$ 2,682,340**	**$ 2,083,823**	**$ 2,082,803**
EXPENDITURES						
DIVISION: RISK MANAGEMENT (641)						
	PERSONNEL SERVICES					
64436411 - 409000	SALARIES	87,238	135,246	144,375	147,998	58,942
64436411 - 410500	PENSION CONTRIBUTION	9,913	17,108	18,197	19,374	7,459
64436411 - 410700	FICA/MEDICARE	6,689	10,522	11,232	11,463	4,651
64436411 - 411100	LIFE INSURANCE	307	406	429	422	192
64436411 - 411200	MEDICAL INSURANCE	8,500	13,520	15,930	34,320	18,200
64436411 - 411500	SERVICE RECOGNITION	0	1,730	1,785	1,840	1,850
	Total:	**$ 112,647**	**$ 178,532**	**$ 191,948**	**$ 215,417**	**$ 91,294**
	OPERATING EXPENSES					
64436412 - 423000	IT SERVICES	12,720	19,464	22,116	23,520	23,016
64436412 - 423300	TELEPHONE	210	308	376	500	500
64436412 - 424100	CONFERENCES & TRAVEL	1,769	2,651	535	3,000	3,000
64436412 - 424500	POSTAGE	375	1,039	899	1,100	1,100
64436412 - 42500	TO GEN FD - ADMIN SERVICES	0	84,408	95,304	75,492	74,208
64436412 - 428400	MEMBERSHIP FEES	385	385	385	400	400
64436412 - 428800	RENTAL-COPY MACHINE	535	1,637	589	3,340	3,340
64436412 - 434500	OFFICE SUPPLIES	212	36	80	200	200
64436412 - 434600	TRAINING & TESTING SUPPLIES	2,938	0	11,281	10,000	10,000
64436412 - 435700	EMPLOYEE RECOG SUPPLIES	632	1,117	3,574	3,600	3,600
64436412 - 441504	GENERAL FUND PURCHASING	32	216	240	1,116	240
64436412 - 441506	GENERAL FUND HUMAN RES	1,352	2,088	1,596	1,608	816
64436412 - 442500	SURETY BONDS	3,415	3,415	2,486	3,200	3,200
64436412 - 445900	REIMBURSEMENT TO OTHER FUNDS	0	300,000	0	0	0
	Total:	**$ 24,575**	**$ 416,765**	**$ 139,461**	**$ 127,076**	**$ 123,620**
	Division Total:	**$ 137,222**	**$ 595,297**	**$ 331,410**	**$ 342,493**	**$ 214,914**

Fund Name	*Risk Management*	***Fund Number***	*64*

(Whole $) ***Description***	***2013 Stub Year Actual***	***2014 Actual***	***Actual***	***2016 Amended Budget***	***2017 Budget***
EXPENDITURES					
DIVISION: WORKER'S COMPENSATION (642)					
OPERATING EXPENSES					
64436422 - 428000 PROFESSIONAL SERVICES	69,628	79,457	91,966	90,148	90,148
64436422 - 440100 CLAIMS	383,344	1,006,022	884,278	1,256,495	1,256,495
64436422 - 442400 EXCESS INSURANCE PREM	403,092	585,834	608,159	655,630	655,630
Division Total:	**$ 856,064**	**$ 1,671,314**	**$ 1,584,403**	**$ 2,002,273**	**$ 2,002,273**
DIVISION: LIABILITY PROPERTY & CASUALTY (643)					
OPERATING EXPENSES					
64436432 - 428000 PROFESSIONAL SERVICES	21,323	36,453	23,429	21,146	21,146
64436432 - 440100 CLAIMS	217,719	167,348	250,653	294,734	294,734
64436432 - 442400 EXCESS INSURANCE PREM	238,330	420,727	384,456	365,843	365,843
Division Total:	**$ 477,372**	**$ 624,528**	**$ 658,537**	**$ 681,723**	**$ 681,723**
Fund Expense Total:	**$ 1,470,657**	**$ 2,891,139**	**$ 2,574,350**	**$ 3,026,489**	**$ 2,898,910**
Surplus / (Deficit)	**$ 742,667**	**$ 142,609**	**$ 107,990**	**$ (942,666)**	**$ (816,107)**
Beginning Cash Balance	**$ -**	**$ 742,667**	**$ 3,140,695**	**$ 3,063,685**	**$ 2,500,000**
Balance Sheet Adjustments		**$ 2,255,419**	**$ (185,000)**	**$ 378,981**	
Ending Cash Balance	**$ 742,667**	**$ 3,140,695**	**$ 3,063,685**	**$ 2,500,000**	**$ 1,683,893**

Authorized Headcount Staffing	**2013 Stub Year Budget**	**2014 Budget**	**2015 Budget**	**2016 Budget**	**2017 Budget**
Management Staff					
Management Staff FTE's	2	2	2	2	1
Bargaining Staff					
AFSCME		-	-	-	-
Police		-	-	-	-
Fire		-	-	-	-
Bargaining Staff FTE's	-	-	-	-	-
Total Authorized Headcount	2	2	2	2	1

City of Decatur, Illinois
2017 Budget
Fund Statement of Activity

Fund Name	*Employee Benefit*	***Fund Number***	*65*

Fund Description & Purpose

Accounts for financial resources collected from other City funds and from employees through payroll deduction to defray the cost of employee benefit programs including healthcare, voluntary benefits, life insurance, and unemployment compensation.

	(Whole $) Description	*2013 Stub Year Actual*	*2014 Actual*	*2015 Actual*	*2016 Amended Budget*	*2017 Budget*
REVENUE						
	INVESTMENTS					
6543650 - 307101	INTEREST INCOME	153	157	48	12	12
6543650 - 307141	INVESTMENT INCOME	0	0	33	0	0
	Total:	$ 153	$ 157	$ 81	$ 12	$ 12
	OTHER INCOME					
6543650 - 308821	CIVIC CENTER-MEDICAL INSURANCE	53,912	66,372	128,935	108,360	108,360
	PAYROLL TRANSFERS					
6543650 - 306601	PAYROLL - HEALTH	470,073	713,154	748,622	809,348	809,348
6543650 - 306606	RETIREE HEALTH	653,666	962,817	1,031,033	1,117,953	1,117,953
6543650 - 306607	VSP CITY - MEDICAL	47,200	62,000	51,800	40,400	26,000
6543650 - 306608	OPTIONAL LIFE INS	27,854	38,804	41,078	40,000	40,000
6543650 - 306609	RETIREE DENTAL	10,122	17,886	20,062	19,000	19,000
6543650 - 306610	DENTAL	131,870	214,585	221,759	221,000	221,000
6543650 - 306612	VISION INSURANCE	27,908	44,891	39,726	41,000	41,000
6543650 - 306613	RETIREE VISION	0	249	243	280	280
6543650 - 306614	AFLAC	23,782	31,868	26,845	27,000	27,000
6543650 - 306617	PAYROLL FSA-MEDICAL/DEP CARE	135,232	216,266	185,895	210,000	210,000
	Total:	$ 1,527,708	$ 2,302,519	$ 2,367,063	$ 2,525,981	$ 2,511,581
	TRANSFERS FROM					
6543650 - 306401	CITY - MEDICAL	4,223,680	6,460,780	7,514,860	8,074,560	8,074,560
6543650 - 306403	CITY - UNEMPLOYMENT INSURANCE	20,040	7,032	61,116	30,612	30,612
6543650 - 306404	CITY - LIFE INSURANCE	37,427	47,698	49,834	50,000	50,000
6543650 - 306700	TRANSFER FROM OTHER FUNDS	0	300,000	0	0	0
	Total:	$ 4,281,147	$ 6,815,510	$ 7,625,810	$ 8,155,172	$ 8,155,172
	Fund Revenue Total:	$ 5,862,920	$ 9,184,558	$ 10,121,889	$ 10,789,525	$ 10,775,125
EXPENDITURES						
DIVISION: MEDICAL INSURANCE (651)						
	OPERATING EXPENSES					
65436512 - 400006	FSA MED/DEP CARE CLAIMS	107,005	212,702	205,208	210,000	210,000
65436512 - 400014	AFLAC INSURANCE	23,543	31,665	26,756	27,000	27,000
65436512 - 425000	GENERAL FUND ADMIN FEE	234,448	227,484	246,276	257,376	248,652
65436512 - 428000	PROFESSIONAL SERVICES	279,312	426,845	532,910	504,981	504,981
65436512 - 429000	FSA ADMIN EXPENDITURES	2,340	5,156	4,788	4,800	4,800
65436512 - 429400	PPO ACCESS	56,551	72,700	65,660	83,819	83,819
65436512 - 429900	CONTRACTUAL SERVICES	12,337	16,943	17,618	18,000	18,000
65436512 - 440050	SUPPLEMENTAL INS PREMIUMS	9,100	13,303	13,469	15,000	15,000
65436512 - 440100	CLAIMS	5,144,486	7,725,235	7,464,384	8,065,501	8,065,501
65436512 - 441900	DENTAL INSURANCE PREMIUMS	149,253	233,521	244,366	240,000	240,000
65436512 - 441901	VISION INSURANCE PREMIUMS	25,029	45,842	39,677	41,000	41,000
65436512 - 442200	LIFE INSURANCE PREM	53,135	84,090	85,316	90,000	90,000
65436512 - 442400	EXCESS INSURANCE	198,799	348,948	364,316	419,795	419,795
65436512 - 445900	RISK MANAGEMENT REIMBURSEMENT	64,000	111,612	119,064	133,501	133,501
	Division Total:	$ 6,359,338	$ 9,556,046	$ 9,429,809	$ 10,110,773	$ 10,102,049
DIVISION: UNEMPLOYMENT INSURANCE (653)						
	OPERATING EXPENSES					
65436532 - 440100	CLAIMS	7,247	53,916	43,170	30,611	30,611
	Division Total:	$ 7,247	$ 53,916	$ 43,170	$ 30,611	$ 30,611
	Fund Expense Total:	$ 6,366,585	$ 9,609,961	$ 9,472,978	$ 10,141,384	$ 10,132,660
	Surplus / (Deficit)	$ (503,666)	$ (425,404)	$ 648,910	$ 648,141	$ 642,465
	Beginning Cash Balance	$ 3,250,775	$ 2,747,109	$ 66,287	$ 715,197	$ 1,000,000
	Balance Sheet Adjustments		$ (2,255,419)		$ (363,338)	
	Ending Cash Balance	$ 2,747,109	$ 66,287	$ 715,197	$ 1,000,000	$ 1,642,465

Fund Name	*Management Information Systems Operations*	***Fund Number***	*67*

Fund Description & Purpose

Accounts for information technology services provided by the Management Information Services Division of the City.

	(Whole $) Description	*2013 Stub Year Actual*	*2014 Actual*	*2015 Actual*	*2016 Amended Budget*	*2017 Budget*
REVENUE						
	INTERGOV REVENUES					
6741670 - 303407	SANITARY DISTRICT PAYMENT	6,858	0	0	0	0
	OTHER INCOME					
6741670 - 305540	ADMINISTRATIVE COURT REVENUES	0	0	0	0	0
6741670 - 307101	INTEREST INCOME	163	284	0	0	0
6741670 - 308899	MISCELLANEOUS INCOME	17	0	0	0	0
	Total:	**$ 180**	**$ 284**	**$ 0**	**$ 0**	**$ 0**
	TRANSFERS FROM					
6741670 - 303615	FM FIRE PENSION	0	0	0	0	0
6741670 - 303616	FM POLICE PENSION	0	0	0	0	0
6741670 - 306700	TRANSFER FROM OTHER FUNDS	1,010,608	1,035,714	0	0	0
6741670 - 306702	TRANSFER FR GENERAL	0	0	0	0	0
6741670 - 306703	TRANSFER FR WATER	0	0	0	0	0
6741670 - 306704	TRANSFER FR MASS TRANSIT	0	0	0	0	0
6741670 - 306705	TRANSFER FR MVPS	0	0	0	0	0
6741670 - 306707	TRANSFER FR CDBG	0	0	0	0	0
6741670 - 306709	TRANSFER FR LIBRARY	0	0	0	0	0
6741670 - 306710	TRANSFER FR BAND	0	0	0	0	0
6741670 - 306715	TRANSFER FM SEWER	0	0	0	0	0
6741670 - 306727	TRANSFER FR FLEET MAINT	0	0	0	0	0
6741670 - 306750	TRANSFER FR RECYCLING	0	0	0	0	0
	Total:	**$ 1,010,608**	**$ 1,035,714**	**$ 0**	**$ 0**	**$ 0**
	Fund Revenue Total:	**$ 1,017,646**	**$ 1,035,998**	**$ 0**	**$ 0**	**$ 0**

Fund Name	*Management Information Systems Operations*	***Fund Number***	*67*

(Whole $)	***Description***	***2013 Stub Year Actual***	***2014 Actual***	***Actual***	***2016 Amended Budget***	***2017 Budget***
EXPENDITURES						
DIVISION: MIS OPERATIONS (670)						
	PERSONNEL SERVICES					
67416701 - 409000	SALARIES	457,218	687,958	0	0	0
67416701 - 410200	TEMPORARY SALARIES	0	10,676	0	0	0
67416701 - 410500	PENSION CONTRIBUTION	50,431	83,277	0	0	0
67416701 - 410700	FICA/MEDICARE	34,019	51,100	0	0	0
67416701 - 411100	LIFE INSURANCE	1,520	1,944	0	0	0
67416701 - 411200	MEDICAL INSURANCE	85,000	128,960	0	0	0
67416701 - 411220	VSP INSURANCE PREMIUMS	1,600	2,400	0	0	0
67416701 - 411500	SERVICE RECOGNITION	2,837	3,897	0	0	0
	Total:	**$ 632,624**	**$ 970,213**	**$ 0**	**$ 0**	**$ 0**
	OPERATING EXPENSES					
67416702 - 411300	TO EMPL BENEFETS-UNEMPLOYMENT	137	51	0	0	0
67416702 - 421700	SERV TO MAINT COMM EQUIP	3,977	5,943	0	0	0
67416702 - 422300	SERVICE MIS EQUIP	34,690	52,013	0	0	0
67416702 - 423300	TELEPHONE	1,758	2,978	0	0	0
67416702 - 424000	TRAINING SCHOOL EXPENSES	4,177	3,336	0	0	0
67416702 - 424100	CONFERENCES & TRAVEL	5,628	1,792	0	0	0
67416702 - 424500	POSTAGE	44	0	0	0	0
67416702 - 424700	COMPUTER SOFTWARE	49,497	258,523	0	0	0
67416702 - 425000	GENERAL FUND ADMIN FEE	29,008	40,680	0	0	0
67416702 - 428000	PROFESSIONAL SERVICES	2,560	2,864	0	0	0
67416702 - 428400	MEMBERSHIP FEES	0	100	0	0	0
67416702 - 428800	RENTAL - COPY MACHINE	1	0	0	0	0
67416702 - 430200	PUBLICATIONS	66	85	0	0	0
67416702 - 431710	ADMINISTRATIVE COURT EXPENSES	-450	0	0	0	0
67416702 - 434500	OFFICE SUPPLIES	602	1,139	0	0	0
67416702 - 436500	COMPUTER FORMS/SUPPLIES	26	832	0	0	0
67416702 - 441500	TRANSFER TO GENERAL FUND	0	0	253,447	0	0
67416702 - 441504	GENERAL FUND PURCHASING	3,960	2,916	0	0	0
67416702 - 441506	GENERAL FUND HUMAN RES	6,752	10,428	0	0	0
67416702 - 442300	RISK MANAGEMENT INSURANCE	5,480	7,740	0	0	0
	Total:	**$ 147,913**	**$ 391,419**	**$ 253,447**	**$ 0**	**$ 0**
	CAPITAL ASSETS					
67416705 - 449900	SMALL CAPITAL ITEMS	143,749	156,411	203,465	0	0
67416705 - 474002	GEOGRAPHIC INFORMATION SYSTEM	17,801	48,845	0	0	0
	Total:	**$ 161,550**	**$ 205,257**	**$ 203,465**	**$ 0**	**$ 0**
	Division Total:	**$ 942,087**	**$ 1,566,888**	**$ 456,912**	**$ 0**	**$ 0**
	Fund Expense Total:	**$ 942,087**	**$ 1,566,888**	**$ 456,912**	**$ 0**	**$ 0**
	Surplus / (Deficit)	**$ 75,560**	**$ (530,890)**	**$ (456,912)**	**$ 0**	**$ 0**
	Beginning Cash Balance	**$ 272,849**	**$ 348,409**	**$ 456,912**	**$ 0**	**$ 0**
	Balance Sheet Adjustments		**$ 639,394**			
	Ending Cash Balance	**$ 348,409**	**$ 456,912**	**$ 0**	**$ 0**	**$ 0**

Authorized Headcount Staffing	**2013 Stub Year Budget**	**2014 Budget**	**2015 Budget**	**2016 Budget**	**2017 Budget**
Management Staff					
Management Staff FTE's	9	9	-	-	-
Bargaining Staff					
AFSCME	1	1	-	-	-
Police		-	-	-	-
Fire		-	-	-	-
Bargaining Staff FTE's	1	1	-	-	-
Total Authorized Headcount	10	10	-	-	-

Fund Name	*Mass Transit Operations*	***Fund Number***	*70*
Fund Description & Purpose	*Accounts for the operation and maintenance of the City owned public transit system.*		

	(Whole $) Description	*2013 Stub Year Actual*	*2014 Actual*	*2015 Actual*	*2016 Amended Budget*	*2017 Budget*
REVENUE						
	CHARGES FOR SERVICE					
7041700 - 303201	PASSENGER REV - FAREBOX	184,390	333,546	311,172	320,000	349,000
7041700 - 303202	PASSENGER REV - OTHER	0	5,341	8,500	8,200	8,500
7041700 - 303204	TOKEN & PUNCH CARDS	150,020	219,087	159,797	205,000	167,864
7041700 - 303311	OPERATION UPLIFT	39,299	64,032	45,430	72,000	50,000
	Total:	**$ 373,710**	**$ 622,006**	**$ 524,899**	**$ 605,200**	**$ 575,364**
	INTERGOV REVENUES					
7041700 - 302106	FEDERAL GRANTS	1,418,541	1,400,000	1,584,680	1,804,548	1,804,548
7041700 - 302107	STATE GRANTS OR OTHER	2,794,100	3,975,352	3,186,268	7,307,300	4,883,235
	Total:	**$ 4,212,641**	**$ 5,375,352**	**$ 4,770,948**	**$ 9,111,848**	**$ 6,687,783**
	INVESTMENTS					
7041700 - 307101	INTEREST INCOME	341	679	489	0	0
	OTHER INCOME					
7041700 - 303309	ADVERTISING	21,729	39,396	29,729	35,000	45,000
7041700 - 305525	CONCESSION REVENUE	2,811	4,866	4,302	5,400	5,560
7041700 - 308802	SALE OF CITY PROPERTY	500	4,077	0	0	0
7041700 - 308890	REIMBURSEMENT OF EXPENSE	0	8,101	155	0	0
7041700 - 308899	MISCELLANEOUS INCOME	771	918	75	0	0
7041700 - 309900	BOND OR NOTE PROCEEDS	0	0	180,186	0	0
	Total:	**$ 25,811**	**$ 57,358**	**$ 214,447**	**$ 40,400**	**$ 50,560**
	TRANSFERS FROM					
7041700 - 306601	PAYROLL - HEALTH	0	0	21,059	0	0
7041700 - 306610	PAYROLL - DENTAL	0	0	3,303	0	0
7041700 - 306702	TRANSFER FROM GENERAL FUND	0	0	0	0	75,000
7041700 - 306753	DUATS PERSONNEL/EXP REIMB	22,855	44,978	60,435	47,096	50,000
	Total:	**$ 22,855**	**$ 44,978**	**$ 84,796**	**$ 47,096**	**$ 125,000**
	Fund Revenue Total:	**$ 4,635,359**	**$ 6,100,373**	**$ 5,595,579**	**$ 9,804,544**	**$ 7,438,707**

Fund Name	*Mass Transit Operations*	***Fund Number***	*70*

(Whole $)						
	Description	***2013 Stub Year Actual***	***2014 Actual***	***2015 Actual***	***2016 Amended Budget***	***2017 Budget***
EXPENDITURES						
DIVISION: MT-OPERATIONS (701)						
	PERSONNEL SERVICES					
70417011 - 409000	SALARIES	158,137	233,058	412,426	236,000	380,000
70417011 - 410100	OVERTIME	92	217	1,198	229	1,000
70417011 - 410500	PENSION CONTRIBUTION	9,871	17,084	29,232	17,400	19,000
70417011 - 410700	FICA/MEDICARE	11,880	17,665	31,053	18,072	30,000
70417011 - 411100	LIFE INSURANCE	444	634	626	667	332
70417011 - 411200	MEDICAL INSURANCE	35,153	57,590	57,326	66,692	48,308
70417011 - 411300	UNEMPLOYMENT COMP	674	4,985	-500	6,600	11,500
70417011 - 411400	WORKERS' COMPENSATION	7,582	15,629	14,631	18,264	17,165
70417011 - 411500	SERVICE RECOGNITION	140	300	507	0	700
	Total:	**$ 223,974**	**$ 347,161**	**$ 546,498**	**$ 363,924**	**$ 508,005**
	OPERATING EXPENSES					
70417012 - 411300	TO EMPL BENEFETS-UNEMPLOYMENT	17	0	36	24	24
70417012 - 420000	PROMOTIONAL ADVERT	280	126	0	1,500	1,000
70417012 - 420100	ADVERTISING	438	1,362	514	1,545	2,500
70417012 - 420200	PRINTING AND BINDING	0	0	0	500	3,500
70417012 - 421300	SERV-OFFICE EQUIPMENT	1,552	2,711	3,015	2,000	1,957
70417012 - 421700	SERV TO MAINT COMM EQUIP	0	133	105	200	110
70417012 - 422600	MANAGEMENT SERVICES	82,974	105,868	137,977	121,119	139,162
70417012 - 423000	IT SERVICES	29,440	45,036	45,756	53,784	61,128
70417012 - 423100	ELECTRICITY	20,623	24,271	24,918	26,000	27,000
70417012 - 423200	NATURAL GAS	7,129	33,251	21,391	40,000	30,000
70417012 - 423300	TELEPHONE	3,076	6,287	7,968	7,885	10,000
70417012 - 423400	WATER	2,371	2,998	3,881	3,424	4,200
70417012 - 423800	AUDITING SERVICES	0	11,000	1,001	10,000	8,000
70417012 - 423901	BANKING SERVICE CHARGES	504	1,032	1,833	1,958	1,500
70417012 - 424000	TRAINING SCHOOL EXPENSES	0	811	557	500	2,500
70417012 - 424100	CONFERENCES & TRAVEL	200	0	22	1,200	2,100
70417012 - 424500	POSTAGE	930	1,401	1,179	1,290	1,200
70417012 - 424700	COMPUTER SOFTWARE	0	0	0	250	0
70417012 - 425000	GENERAL FUND ADMIN FEE	125,392	170,676	179,100	185,760	239,928
70417012 - 425600	FREIGHT & CARTAGE	0	160	137	206	200
70417012 - 426500	MEDICAL SERVICES	2,841	7,582	2,752	9,200	6,732
70417012 - 427100	TEMP AGENCY SERVICES	0	0	6,847	0	0
70417012 - 428000	PROFESSIONAL SERVICES	30,427	13,127	11,983	10,000	6,000
70417012 - 428400	MEMBERSHIP FEES	8,500	9,345	450	9,000	9,700
70417012 - 428800	RENTAL - COPY MACHINE	0	0	230	3,720	3,200
70417012 - 430200	PUBLICATIONS	0	356	78	200	100
70417012 - 434500	OFFICE SUPPLIES	2,384	4,765	5,004	4,750	6,746
70417012 - 435700	EMPLOYEE RECOG SUPPLIES	0	0	82	0	250
70417012 - 440900	PRINCIPAL PAYMENTS	0	0	0	5,526	5,715
70417012 - 441000	INTEREST PAYMENTS	0	0	0	4,837	4,650
70417012 - 441504	GENERAL FUND PURCHASING	8,720	9,816	19,452	15,264	15,276
70417012 - 441506	GENERAL FUND HUMAN RES	672	1,044	804	804	816
70417012 - 445900	REIMBURSEMENT TO OTHER FUNDS	1,284	6,404	10,284	0	0
70417012 - 449900	SMALL CAPITAL ITEMS	0	1,125	0	500	4,000
	Total:	**$ 329,754**	**$ 460,687**	**$ 487,353**	**$ 522,946**	**$ 599,194**
	Division Total:	**$ 553,727**	**$ 807,848**	**$ 1,033,851**	**$ 886,870**	**$ 1,107,199**

Fund Name	*Mass Transit Operations*	***Fund Number***	*70*

(Whole $)						
	Description	***2013 Stub Year Actual***	***2014 Actual***	***2015 Actual***	***2016 Amended Budget***	***2017 Budget***
EXPENDITURES						
DIVISION: MT-MAINTENANCE (702)						
	PERSONNEL SERVICES					
70417021 - 409000	SALARIES	294,375	455,269	502,288	511,834	510,000
70417021 - 410100	OVERTIME	4,171	5,529	13,907	7,563	10,000
70417021 - 410500	PENSION CONTRIBUTION	11,153	15,450	18,342	18,519	18,000
70417021 - 410700	FICA/MEDICARE	22,114	34,136	38,504	39,734	39,000
70417021 - 411100	LIFE INSURANCE	777	1,137	1,190	1,260	1,209
70417021 - 411200	MEDICAL INSURANCE	46,002	94,784	126,092	125,047	176,842
70417021 - 411300	UNEMPLOYMENT COMP	1,937	15,442	7,735	17,900	10,000
70417021 - 411400	WORKERS' COMPENSATION	26,773	56,064	53,239	65,179	62,482
70417021 - 441700	S/T DISABILITY INSURANCE	1,094	1,473	2,446	1,840	2,233
	Total:	**$ 408,396**	**$ 679,283**	**$ 763,743**	**$ 788,876**	**$ 829,766**
	OPERATING EXPENSES					
70417022 - 421000	SERVICE TO MAINT BUILDINGS	9,849	25,534	10,754	15,000	10,000
70417022 - 421400	SERVICE- OTHER EQUIP	0	184	759	1,250	175
70417022 - 421700	SERV TO MAINT COMM EQUIP	3,226	1,849	8,040	17,136	20,000
70417022 - 422400	SERV - SHOP EQUIP	2,835	3,666	557	4,120	7,500
70417022 - 422700	INSPECTION FEES	1,060	2,836	2,749	1,854	2,200
70417022 - 425600	FREIGHT & CARTAGE	7	647	636	361	360
70417022 - 427700	SERV - REVENUE EQUIP	51,398	70,728	66,605	60,000	65,000
70417022 - 428300	LAUNDRY SERVICES	1,865	2,736	5,068	3,500	5,100
70417022 - 430400	CLOTHING	4,594	8,034	8,075	9,000	4,000
70417022 - 431100	LUBRICANTS	1,909	2,882	3,135	5,500	3,000
70417022 - 431200	JANITORIAL SUPPLIES	10,030	6,549	5,791	6,500	5,000
70417022 - 431300	ANTIFREEZE	2,271	2,358	1,856	2,500	1,500
70417022 - 431400	CLEANING - REV EQUIP	186	633	119	750	1,000
70417022 - 432000	MATERIALS - BUILDINGS	4,980	11,753	6,758	6,500	5,000
70417022 - 432800	MATERIALS - EQUIPMENT	2,379	1,863	10,606	3,000	1,500
70417022 - 433410	MATERIAL- NON REV VEH	2,627	9,580	2,990	4,000	4,500
70417022 - 434000	MINOR EQUIP & TOOLS	648	2,118	1,002	1,500	1,500
70417022 - 434100	EMPLOYEE MINOR EQUIP	955	1,530	1,747	1,800	3,500
70417022 - 434200	MATERIAL - SHOP EQUIP	359	1,907	1,968	1,500	3,700
70417022 - 434300	MATERIAL - REVENUE EQUIP	157,993	244,936	272,061	240,000	301,376
70417022 - 436100	OIL	15,539	22,873	22,912	22,500	35,000
70417022 - 440900	PRINCIPAL PAYMENTS	0	0	0	24,967	27,615
70417022 - 441000	INTEREST PAYMENT	0	0	0	7,130	4,784
70417022 - 444000	MOTOR VEH LICENSE FEES	0	0	61	0	65
70417022 - 449940	LEASE PURCHASE	0	0	180,186	0	0
	Total:	**$ 274,710**	**$ 425,196**	**$ 614,437**	**$ 440,368**	**$ 513,375**
	Division Total:	**$ 683,106**	**$ 1,104,479**	**$ 1,378,180**	**$ 1,229,244**	**$ 1,343,141**

Fund Name	*Mass Transit Operations*	***Fund Number***	*70*

(Whole $)						
	Description	***2013 Stub Year Actual***	***2014 Actual***	***2015 Actual***	***2016 Amended Budget***	***2017 Budget***
EXPENDITURES						
DIVISION: MT-TRANSPORTATION (703)						
	PERSONNEL SERVICES					
70417031 - 409000	SALARIES	1,448,982	2,069,066	2,193,688	2,218,140	2,273,594
70417031 - 410100	OVERTIME	33,640	73,111	83,731	60,000	38,310
70417031 - 410500	PENSION CONTRIBUTION	40,539	61,522	70,524	65,420	77,000
70417031 - 410700	FICA/MEDICARE	109,795	158,692	168,908	174,278	174,000
70417031 - 411100	LIFE INSURANCE	3,101	4,661	4,670	5,907	5,100
70417031 - 411200	MEDICAL INSURANCE	226,275	422,114	549,769	641,908	742,013
70417031 - 411300	UNEMPLOYMENT COMP	9,965	71,445	37,231	81,200	50,000
70417031 - 411400	WORKERS' COMPENSATION	112,996	236,501	224,639	274,682	268,466
70417031 - 411500	SERVICE RECOGNITION	390	0	365	0	580
70417031 - 441700	S/T DISABILITY INSURANCE	4,662	6,390	6,994	7,960	9,212
	Total:	**$ 1,990,346**	**$ 3,103,502**	**$ 3,340,519**	**$ 3,529,495**	**$ 3,638,275**
	OPERATING EXPENSES					
70417032 - 425900	HANDICAPPED TRANSPORT	154,816	223,848	169,123	247,000	175,000
70417032 - 430400	CLOTHING	6,413	9,138	14,208	17,537	13,250
70417032 - 431000	FUEL EXPENSE	487,369	762,959	458,838	598,520	508,420
70417032 - 431700	TIRES AND TUBES	25,391	38,626	44,469	42,719	35,186
70417032 - 432700	MAT FOR TRANSPORT EQUIP	1,235	0	1,282	1,500	1,000
70417032 - 434700	TRANSPORT SUPPLIES	4,724	3,775	6,349	4,655	2,500
70417032 - 444000	MOTOR VEH LICENSE FEES	360	1,390	1,668	1,545	1,799
	Total:	**$ 680,309**	**$ 1,039,736**	**$ 695,937**	**$ 913,476**	**$ 737,155**
	Division Total:	**$ 2,670,654**	**$ 4,143,239**	**$ 4,036,456**	**$ 4,442,971**	**$ 4,375,430**

Fund Name	*Mass Transit Operations*	*Fund Number*	*70*

(Whole $) Description		2013 Stub Year Actual	2014 Actual	2015 Actual	2016 Amended Budget	2017 Budget
EXPENDITURES						
DIVISION: MT-INSURANCE (704)						
	OPERATING EXPENSES					
70417042 - 423901	BANKING SERVICE CHARGES	0	0	2,859	0	0
70417042 - 440100	CLAIMS	6,639	32,439	125,442	50,000	200,000
70417042 - 442300	RISK MANAGEMENT INSURANCE	4,744	5,904	5,724	12,576	12,576
70417042 - 442400	EXCESS INSURANCE PREM	121,499	157,276	164,850	164,000	170,000
	Total:	$ 132,882	$ 195,619	$ 298,875	$ 226,576	$ 382,576
	Division Total:	$ 132,882	$ 195,619	$ 298,875	$ 226,576	$ 382,576
DIVISION: MT-CAPITAL (705)						
	CAPITAL ASSETS					
70417055 - 451000	AUTOMOTIVE EQUIPMENT	68,726	0	0	3,000,000	100,000
70417055 - 452000	OTHER EQUIPMENT	0	0	121,600	0	92,000
	Total:	$ 68,726	$ 0	$ 121,600	$ 3,000,000	$ 192,000
	Division Total:	$ 68,726	$ 0	$ 121,600	$ 3,000,000	$ 192,000
	Fund Expense Total:	$ 4,109,095	$ 6,251,184	$ 6,868,962	$ 9,785,661	$ 7,400,346
	Surplus / (Deficit)	$ 526,263	$ (150,811)	$ (1,273,383)	$ 18,883	$ 38,361
	Beginning Cash Balance	$ 746,826	$ 1,273,089	$ 1,122,278	$ 3,895	$ 50,000
	Balance Sheet Adjustments			$ 155,000	$ 27,222	
	Ending Cash Balance	$ 1,273,089	$ 1,122,278	$ 3,895	$ 50,000	$ 88,361

Authorized Headcount Staffing	2013 Stub Year Budget	2014 Budget	2015 Budget	2016 Budget	2017 Budget
Management Staff					
Management Staff FTE's	1	1	1	1	1
Bargaining Staff					
AFSCME			-	-	-
Police			-	-	-
Fire			-	-	-
Bargaining Staff FTE's	-	-	-	-	-
Total Authorized Headcount	1	1	1	1	1

Fund Name	*Information Technology Capital*	***Fund Number***	*77*

Fund Description & Purpose

Accounts for information technology capital expenditures.

	(Whole $) Description	*2013 Stub Year Actual*	*2014 Actual*	*2015 Actual*	*2016 Amended Budget*	*2017 Budget*
REVENUE						
	CHARGES FOR SERVICE					
7741770 - 303115	FIBER SERVICES	0	0	0	0	10,000
	INTERGOV REVENUES					
7741770 - 302107	STATE GRANTS OR OTHER	0	0	0	0	330,000
	INVESTMENTS					
7741770 - 307101	INTEREST INCOME	0	0	0	0	0
	OTHER INCOME					
7741770 - 308899	MISCELLANEOUS INCOME	0	0	0	0	175,000
	Fund Revenue Total:	**$ 0**	**$ 0**	**$ 0**	**$ 0**	**$ 515,000**
EXPENDITURES						
DIVISION: IT CAPITAL (770)						
	OPERATING EXPENSES					
77417702 - 421701	NETWORK INFRASTRUCTURE MAINT	0	0	0	0	20,000
77417702 - 421702	FIBER SERVICES	0	0	0	0	36,000
	Total:	**$ 0**	**$ 0**	**$ 0**	**$ 0**	**$ 56,000**
	CAPITAL ASSETS					
77417705 - 450400	INFRASTRUCTURE	0	0	0	0	431,100
	Division Total:	**$ 0**	**$ 0**	**$ 0**	**$ 0**	**$ 487,100**
	Fund Expense Total:	**$ 0**	**$ 0**	**$ 0**	**$ 0**	**$ 487,100**
	Surplus / (Deficit)	**$ 0**	**$ 0**	**$ 0**	**$ 0**	**$ 27,900**
	Beginning Cash Balance	**$ -**	**$ 0**	**$ 0**	**$ 0**	**$ 0**
	Balance Sheet Adjustments					
	Ending Cash Balance	**$ 0**	**$ 0**	**$ 0**	**$ 0**	**$ 27,900**

Fund Name	*Storm Water*	***Fund Number***	*78*

Fund Description & Purpose

Accounts for the construction, operation and maintenance of the City owned storm water sewer system. Revenues are generated through charges to property owners based upon property size.

	(Whole $) Description	*2013 Stub Year Actual*	*2014 Actual*	*2015 Actual*	*2016 Amended Budget*	*2017 Budget*
REVENUE						
	CHARGES FOR SERVICE					
7848780 - 303106	STOWM WATER FEES	0	87,437	1,119,335	1,289,000	1,578,900
	INTERGOV REVENUES					
7848780 - 302107	STATE GRANTS OR OTHER	0	0	0	575,000	0
	INVESTMENTS					
7848780 - 307101	INTEREST INCOME	0	1	166	400	1,200
7848780 - 307141	INVESTMENT INCOME	0	0	48	0	0
	Total:	**$ 0**	**$ 1**	**$ 214**	**$ 400**	**$ 1,200**
	OTHER INCOME					
7948790 - 309903	IEPA LOAN	0	0	0	0	2,867,000
	Fund Revenue Total:	**$ 0**	**$ 87,439**	**$ 1,119,549**	**$ 1,864,400**	**$ 4,447,100**
EXPENDITURES						
DIVISION: STORM WATER (780)						
	OPERATING EXPENSES					
78487802 - 422000	SERV - PUMPING STATIONS	0	0	0	0	30,000
78487802 - 423000	IT SERVICES	0	0	0	0	22,212
78487802 - 425000	GENERAL FUND ADMIN FEE	0	0	0	0	36,996
78487802 - 428000	PROFESSIONAL SERVICES	0	0	28,038	52,411	32,411
78487802 - 429300	PAYMENT IN LIEU OF TAXES	0	0	0	0	1,762
78487802 - 432300	MATERIAL - CULVERTS	0	0	0	0	10,000
78487802 - 432400	MATERIAL - SEWERS	0	0	0	0	5,000
78487802 - 441504	TRANSFER TO GF - PURCHASING	0	0	0	0	504
78487802 - 441505	GENERAL FUND ENGINEERING	0	0	305,880	540,336	525,360
78487802 - 443900	GENERAL FUND BILLING	0	0	29,004	30,312	34,920
	Total:	**$ 0**	**$ 0**	**$ 362,922**	**$ 623,059**	**$ 699,165**
	CAPITAL PROJECTS					
78487806 - 489040	STORM SEWER	0	0	123,311	885,622	3,686,000
	Total:	**$ 0**	**$ 0**	**$ 123,311**	**$ 885,622**	**$ 3,686,000**
	Fund Expense Total:	**$ 0**	**$ 0**	**$ 486,233**	**$ 1,508,681**	**$ 4,385,165**
	Surplus / (Deficit)	**$ 0**	**$ 87,439**	**$ 633,316**	**$ 355,719**	**$ 61,935**
	Beginning Cash Balance	**$ -**	**$ 0**	**$ 87,439**	**$ 720,755**	**$ 1,000,000**
	Balance Sheet Adjustments				**$ (76,474)**	
	Ending Cash Balance	**$ 0**	**$ 87,439**	**$ 720,755**	**$ 1,000,000**	**$ 1,061,935**

Fund Name	*Sewer Fund*	***Fund Number***	*79*

Fund Description & Purpose

Accounts for the construction, operation and maintenance of the City owned sanitary sewer system. Revenues are generated through charges to users based upon water consumption.

	(Whole $) Description	*2013 Stub Year Actual*	*2014 Actual*	*2015 Actual*	*2016 Amended Budget*	*2017 Budget*
REVENUE						
	CHARGES FOR SERVICE					
7948790 - 303103	TAPPLING FEES	0	0	7,280	0	0
7948790 - 303105	SEWER USER FEES	2,425,986	3,884,076	4,715,783	4,691,200	4,718,200
	Total:	**$ 2,425,986**	**$ 3,884,076**	**$ 4,723,063**	**$ 4,691,200**	**$ 4,718,200**
	INVESTMENTS					
7948790 - 307101	INTEREST INCOME	475	1,339	1,782	1,800	1,500
7948790 - 307141	INVESTMENT INCOME	0	0	388	0	0
	Total:	**$ 475**	**$ 1,339**	**$ 2,171**	**$ 1,800**	**$ 1,500**
	OTHER INCOME					
7948790 - 308899	MISCELLANEOUS INCOME	69,333	538	766	900	900
7948790 - 309903	IEPA LOAN	0	8,000,306	2,658,440	6,369,000	10,997,000
	Total:	**$ 69,333**	**$ 8,000,844**	**$ 2,659,206**	**$ 6,369,900**	**$ 10,997,900**
	Fund Revenue Total:	**$ 2,495,795**	**$ 11,886,258**	**$ 7,384,440**	**$ 11,062,900**	**$ 15,717,600**

Fund Name	*Sewer Fund*	***Fund Number***	*79*

(Whole $) ***Description***		***2013 Stub Year Actual***	***2014 Actual***	***2015 Actual***	***2016 Amended Budget***	***2017 Budget***
EXPENDITURES						
DIVISION: SEWER PROJECTS (790)						
	OPERATING EXPENSES					
79487902 - 422000	SERV- PUMPING STATIONS	81,343	142,761	130,144	128,623	134,347
79487902 - 423000	IT SERVICES	3,336	5,004	11,496	11,748	17,916
79487902 - 423300	TELEPHONE	358	0	0	0	1,000
79487902 - 423900	BANKING SERVICES	250	0	0	0	0
79487902 - 425000	GENERAL FUND ADMIN FEE	75,096	424,032	443,472	250,632	259,380
79487902 - 428000	PROFESSIONAL SERVICES	66,641	91,009	67,086	78,500	93,500
79487902 - 429300	PAYMENT IN LIEU OF TAXES	55,093	58,536	120,502	178,994	234,775
79487902 - 432400	MATERIALS - SEWERS	0	0	0	0	10,000
79487902 - 441504	GENERAL FUND PURCHASING	15,000	75,948	4,332	3,132	1,992
79487902 - 441505	GENERAL FUND ENGINEERING	482,768	713,952	701,148	565,824	556,356
79487902 - 441508	GENERAL FUND EPA	0	0	0	0	322,980
79487902 - 443900	GENERAL FUND BILLING	59,120	90,816	119,460	124,524	127,068
79487902 - 444100	DEBT SERVICE FUNDING	96,402	81,488	17,482	0	0
79487902 - 455200	VEHICLE LEASE	16,949	67,795	67,795	154,339	145,953
	Total:	**$ 952,356**	**$ 1,751,341**	**$ 1,682,918**	**$ 1,496,316**	**$ 1,905,267**
	CAPITAL PROJECTS					
79487906 - 452000	OTHER EQUIPMENT	0	0	0	0	450,000
79487906 - 489030	SANITARY SEWER	1,005,788	8,769,460	3,798,324	8,547,000	16,065,121
	Total:	**$ 1,005,788**	**$ 8,769,460**	**$ 3,798,324**	**$ 8,547,000**	**$ 16,515,121**
	Division Total:	**$ 1,958,143**	**$ 10,520,801**	**$ 5,481,242**	**$ 10,043,316**	**$ 18,420,388**
DIVISION: SEWER DS-2013 IEPA LOAN (792)						
	CAPITAL PROJECTS					
79487922 - 440900	PRINCIPAL PAYMENTS	0	0	307,320	319,792	326,897
79487922 - 441000	INTEREST PAYMENTS	0	0	140,598	138,634	132,799
	Total:	**$ 0**	**$ 0**	**$ 447,918**	**$ 458,426**	**$ 459,696**
DIVISION: SEWER DS-2014 IEPA LOAN (793)						
	CAPITAL PROJECTS					
79487932 - 440900	PRINCIPAL PAYMENTS	0	0	0	51,725	91,461
79487932 - 441000	INTEREST PAYMENTS	0	0	0	25,417	41,241
	Total:	**$ 0**	**$ 0**	**$ 0**	**$ 77,142**	**$ 132,702**
	Fund Expense Total:	**$ 1,958,143**	**$ 10,520,801**	**$ 5,929,160**	**$ 10,578,884**	**$ 19,012,786**
	Surplus / (Deficit)	**$ 537,651**	**$ 1,365,458**	**$ 1,455,281**	**$ 484,016**	**$ (3,295,186)**
	Beginning Cash Balance	**$ 2,216,041**	**$ 2,753,666**	**$ 4,119,124**	**$ 5,574,404**	**$ 6,000,000**
	Balance Sheet Adjustments	**$ (26)**			**$ (58,420)**	
	Ending Cash Balance	**$ 2,753,666**	**$ 4,119,124**	**$ 5,574,404**	**$ 6,000,000**	**$ 2,704,814**

Fund Name	*Water Management Operating*	***Fund Number***	*80*

Fund Description & Purpose

Accounts for the construction, operation, and maintenance of the City owned water treatment and distribution system. Revenues are generated through charges to users based upon water consumption.

	(Whole $) ***Description***	***2013 Stub Year Actual***	***2014 Actual***	***2015 Actual***	***2016 Amended Budget***	***2017 Budget***
REVENUE						
	CHARGES FOR SERVICE					
8080800 - 303101	WATER SALES	11,897,496	20,258,789	25,715,500	27,565,500	28,059,164
8080800 - 303103	TAPPING FEES	4,336	33,464	21,895	24,000	18,000
8080800 - 303408	SANITARY DISTRICT-ADMIN	3,880	0	0	0	0
	Total:	**$ 11,905,712**	**$ 20,292,253**	**$ 25,737,395**	**$ 27,589,500**	**$ 28,077,164**
	INVESTMENTS					
8080800 - 307101	INTEREST INCOME	432	832	1,918	1,800	15,000
8080800 - 307141	INVESTMENT INCOME	0	0	527	0	0
	Total:	**$ 432**	**$ 832**	**$ 2,444**	**$ 1,800**	**$ 15,000**
	OTHER INCOME					
8080800 - 308802	SALE OF CITY PROPERTY	115	-5	-5	0	0
8080800 - 308819	TREASURY REBATE	0	0	0	0	420,000
8080800 - 308899	MISCELLANEOUS INCOME	98,570	154,225	207,252	150,000	100,000
	Total:	**$ 98,685**	**$ 154,220**	**$ 207,247**	**$ 150,000**	**$ 520,000**
	TRANSFERS FROM					
8080800 - 306700	DEBT FROM OTHER FUNDS	9,616	47,959	76,980	77,604	0
	Fund Revenue Total:	**$ 12,014,445**	**$ 20,495,264**	**$ 26,024,066**	**$ 27,818,904**	**$ 28,612,164**

Fund Name	*Water Management Operating*	***Fund Number***	*80*

(Whole $) ***Description***		***2013 Stub Year Actual***	***2014 Actual***	***2015 Actual***	***2016 Amended Budget***	***2017 Budget***
EXPENDITURES						
DIVISION: WATER PRODUCTION (801)						
	PERSONNEL SERVICES					
80808011 - 409000	SALARIES	522,705	820,385	851,855	882,945	903,961
80808011 - 410100	OVERTIME	37,968	80,917	71,156	70,000	70,000
80808011 - 410500	PENSION CONTRIBUTION	70,442	111,999	115,758	124,433	120,667
80808011 - 410700	FICA/MEDICARE	42,391	68,138	70,070	73,621	75,233
80808011 - 411100	LIFE INSURANCE	849	1,153	1,211	1,216	1,518
80808011 - 411200	MEDICAL INSURANCE	126,000	185,640	215,940	240,240	257,833
80808011 - 411220	VSP INSURANCE PREMIUMS	3,200	4,800	4,800	3,800	2,400
80808011 - 411500	SERVICE RECOGNITION	3,501	6,233	6,245	9,415	9,470
	Total:	**$ 807,057**	**$ 1,279,264**	**$ 1,337,036**	**$ 1,405,670**	**$ 1,441,082**
	OPERATING EXPENSES					
80808012 - 411300	TO EMPL BENEFETS-UNEMPLOYMENT	456	180	1,308	300	300
80808012 - 420100	ADVERTISING	4,250	700	0	200	200
80808012 - 420200	PRINTING AND BINDING	4,566	2,519	2,591	2,800	2,800
80808012 - 420300	GRAPHIC REPRODUCTIONS	0	0	0	100	100
80808012 - 421000	SERVICE TO MAINT BUILDINGS	528	9,886	17,135	20,000	20,000
80808012 - 421400	SERVICE- OTHER EQUIP	12,285	85,165	112,663	120,000	126,118
80808012 - 421700	SERV TO MAINT COMM EQUIP	350	1,446	3,768	3,986	3,986
80808012 - 422000	SERV - PUMPING STATIONS	0	0	0	500	40
80808012 - 423000	IT SERVICES	89,518	137,351	125,448	154,672	159,484
80808012 - 423100	ELECTRICITY	363,201	496,839	512,008	575,000	545,000
80808012 - 423200	NATURAL GAS	21,975	78,370	51,362	62,000	58,000
80808012 - 423300	TELEPHONE	3,920	6,609	7,493	7,500	7,500
80808012 - 424000	TRAINING SCHOOL EXPENSES	966	337	297	1,200	1,000
80808012 - 424100	CONFERENCES & TRAVEL	829	2,616	3,306	3,600	4,000
80808012 - 424300	MOTOR VEHICLE EXPENSES	8,512	8,604	3,096	17,520	17,520
80808012 - 424500	POSTAGE	282	594	1,026	750	750
80808012 - 424700	COMPUTER SOFTWARE	0	1,440	2,207	15,000	1,500
80808012 - 425500	APPLICATION FEES	2,500	2,500	2,500	8,000	2,500
80808012 - 425800	GAUGING STATION SERV FEE	12,100	12,800	9,900	13,000	13,000
80808012 - 426400	LANDFILL SERVICES	337,637	265,377	369,210	592,000	475,000
80808012 - 426500	MEDICAL SERVICES	0	0	0	200	200
80808012 - 427100	TEMP AGENCY SERVICES	0	533	30,288	4,000	4,000
80808012 - 427600	CAR WASHING FEES	0	0	0	30	20
80808012 - 428000	PROFESSIONAL SERVICES	87,310	47,681	27,920	41,000	30,000
80808012 - 428060	JANITORIAL SERVICES	0	3,154	8,250	9,000	9,000
80808012 - 428400	MEMBERSHIP FEES	187	229	498	750	500
80808012 - 428800	RENTAL - COPY MACHINE	157	49	4	1,440	500
80808012 - 428900	RENTAL - EQUIPMENT	36	1,168	0	2,000	700
80808012 - 430200	PUBLICATIONS	0	0	0	300	300
80808012 - 430400	CLOTHING	0	0	0	150	150
80808012 - 430700	GENERAL SAFETY GEAR	2,712	12,839	4,120	4,000	1,500
80808012 - 430800	PERSONAL SAFETY GEAR	753	2,005	1,610	5,000	1,500

Fund Name	*Water Management Operating*	***Fund Number***	*80*

(Whole $)						
	Description	***2013 Stub Year Actual***	***2014 Actual***	***2015 Actual***	***2016 Amended Budget***	***2017 Budget***
EXPENDITURES						
DIVISION: WATER PRODUCTION (801)						
	OPERATING EXPENSES					
80808012 - 430900	CHEMCIALS	1,314,853	1,660,871	1,938,593	2,000,000	2,000,000
80808012 - 431000	FUEL EXPENSES	1,959	4,136	2,766	2,826	2,810
80808012 - 431100	LUBRICANTS	495	3,233	2,929	5,000	5,000
80808012 - 431200	JANITORIAL SUPPLIES	736	3,517	3,101	3,500	1,600
80808012 - 432000	MATERIALS - BUILDINGS	238	4,307	2,044	6,000	2,000
80808012 - 432800	MATERIALS - EQUIPMENT	55,012	46,595	124,874	100,000	100,000
80808012 - 433000	MATERIAL- REMOTE SITES	-182	2,058	2,042	1,500	1,500
80808012 - 433001	DEWITT COUNTY WELLFIELD	625	10,207	8,684	5,000	1,000
80808012 - 433002	CISCO WELL IN PIATT COUNTY	0	0	0	1,000	100
80808012 - 433003	VULCAN WATER MINE	0	176	101	1,000	1,000
80808012 - 433200	LAB SUPPLIES	10,871	20,168	22,103	24,000	22,000
80808012 - 434000	MINOR EQUIP & TOOLS	1,524	3,244	7,751	4,000	3,000
80808012 - 434500	OFFICE SUPPLIES	1,383	2,456	914	2,000	2,000
80808012 - 435500	DIESEL OIL	0	6,588	3,705	6,000	4,000
80808012 - 43570	EMPLOYEE RECOG SUPPLIES	48	0	0	0	0
80808012 - 442300	RISK MANAGEMENT INSURANCE	100,455	138,048	150,528	147,180	147,180
80808012 - 442600	COLLISION DEDUCTIBLE	0	0	0	1,000	1,000
80808012 - 449900	SMALL CAPITAL ITEMS	333	4,172	0	3,000	3,000
80808012 - 451500	OFFICE EQUIPMENT	47	0	400	1,000	1,000
	Total:	**$ 2,443,427**	**$ 3,090,765**	**$ 3,568,542**	**$ 3,980,004**	**$ 3,785,358**
	Division Total:	**$ 3,250,484**	**$ 4,370,030**	**$ 4,905,579**	**$ 5,385,674**	**$ 5,226,440**

Fund Name	*Water Management Operating*	*Fund Number*	*80*

(Whole $) Description	2013 Stub Year Actual	2014 Actual	2015 Actual	2016 Amended Budget	2017 Budget
EXPENDITURES					
DIVISION: WATER LAKE SERVICES (802)					
PERSONNEL SERVICES					
80808021 - 409000 SALARIES	131,256	190,431	222,162	221,905	225,598
80808021 - 410100 OVERTIME	6,533	9,285	6,210	12,000	11,000
80808021 - 410200 TEMPORARY SALARIES	53,353	58,505	55,810	70,000	60,000
80808021 - 410500 PENSION CONTRIBUTION	15,777	25,264	27,602	30,677	30,920
80808021 - 410700 FICA/MEDICARE	14,542	19,538	21,505	23,505	28,458
80808021 - 411100 LIFE INSURANCE	277	361	378	378	456
80808021 - 411200 MEDICAL INSURANCE	33,770	53,153	62,254	68,640	72,800
80808021 - 411500 SERVICE RECOGNITION	1,742	2,081	2,312	3,350	3,400
Total:	**$ 257,249**	**$ 358,617**	**$ 398,232**	**$ 430,455**	**$ 432,632**
OPERATING EXPENSES					
80808022 - 411300 TO EMPL BENEFETS-UNEMPLOYMENT	120	36	348	84	84
80808022 - 420200 PRINTING AND BINDING	0	0	241	500	200
80808022 - 421000 SERVICE TO MAINT BUILDINGS	4,981	2,476	18,798	18,000	12,000
80808022 - 421400 SERVICE- OTHER EQUIP	0	4,562	0	3,000	5,000
80808022 - 421700 SERV TO MAINT COMM EQUIP	3,389	2,150	4,815	6,196	6,196
80808022 - 421750 SERV TO MAINT RADIO EQUIP	0	0	212	998	998
80808022 - 423000 IT SERVICES	31,513	48,180	53,760	46,402	47,845
80808022 - 423100 ELECTRICITY	1,218	6,600	7,853	8,000	8,700
80808022 - 423200 NATUAL GAS	0	2,801	1,994	2,500	2,200
80808022 - 423300 TELEPHONE	619	1,090	1,146	1,500	1,300
80808022 - 424000 TRAINING SCHOOL EXPENSES	0	30	0	200	450
80808022 - 424100 CONFERENCES & TRAVEL	0	0	0	300	300
80808022 - 424300 MOTOR VEHICLE EXPENSES	59,976	118,056	95,160	105,384	105,384
80808022 - 424400 BOAT EXPENSES	5,278	10,099	5,836	8,000	10,000
80808022 - 424500 POSTAGE & MAIL SERVICES	93	101	1,103	800	250
80808022 - 426400 LANDFILL SERVICES	0	0	2,174	2,500	2,200
80808022 - 427100 TEMP AGENCY SERVICES	22,689	19,934	32,581	33,000	33,000
80808022 - 428000 PROFESSIONAL SERVICES	117,638	206,616	219,006	211,500	212,500
80808022 - 428800 RENTAL-COPY MACHINE	0	0	84	370	370
80808022 - 428900 RENTAL - EQUIPMENT	1,927	0	0	0	0
80808022 - 429900 CONTRACTUAL SERVICES	1,350	82,910	88,900	102,000	100,000
80808022 - 430200 PUBLICATIONS	0	262	262	0	0
80808022 - 430400 CLOTHING	0	0	0	200	1,500
80808022 - 430700 GENERAL SAFETY GEAR	320	358	398	900	500
80808022 - 430800 PERSONAL SAFETY GEAR	400	525	400	550	550
80808022 - 430900 CHEMICALS	1,302	0	1,468	1,500	1,300
80808022 - 431000 FUEL EXPENSE	20,954	22,234	16,223	15,933	15,145
80808022 - 431200 JANITORIAL SUPPLIES	320	978	771	1,000	900
80808022 - 431500 LICENSING SUPPLIES	117	1,531	1,647	2,000	1,900
80808022 - 431600 REGULATORY SUPPLIES	756	0	0	2,200	1,000

Fund Name	*Water Management Operating*	***Fund Number***	*80*

(Whole $)

	Description	***2013 Stub Year Actual***	***2014 Actual***	***2015 Actual***	***2016 Amended Budget***	***2017 Budget***
EXPENDITURES						
DIVISION: WATER LAKE SERVICES (802)						
	OPERATING EXPENSES					
80808022 - 432000	MATERIALS - BUILDINGS	408	153	421	900	900
80808022 - 432800	MATERIALS - EQUIPMENT	1,558	558	522	2,000	3,000
80808022 - 434000	MINOR EQUIP & TOOLS	1,449	765	990	1,400	1,300
80808022 - 434500	OFFICE SUPPLIES	150	418	360	600	400
80808022 - 435000	PHOTO & DRAFTING SUPPLIES	0	0	172	200	0
80808022 - 435700	EMPLOYEE RECOG SUPPLIES	0	0	0	100	120
80808022 - 436600	MATERIAL TO MAINT LAKE	1,262	1,590	1,179	8,000	7,500
80808022 - 438300	INV PURCHASE - GASOLINE	15,813	10,941	9,129	19,000	15,000
80808022 - 442300	RISK MANAGEMENT INSURANCE	26,784	36,792	40,140	39,252	39,252
80808022 - 442600	COLLISION DEDUCTIBLE	0	1,000	0	1,000	1,000
80808022 - 445911	RADIO COMMUNICATIONS	601	997	1,008	0	0
80808022 - 449900	SMALL CAPITAL ITEMS	0	542	718	800	750
80808022 - 452000	OTHER EQUIPMENT	0	0	13,198	14,500	8,000
	Total:	**$ 322,985**	**$ 585,285**	**$ 623,015**	**$ 663,269**	**$ 648,994**
	Division Total:	**$ 580,235**	**$ 943,902**	**$ 1,021,248**	**$ 1,093,724**	**$ 1,081,626**

Fund Name	*Water Management Operating*	***Fund Number***	*80*

(Whole $) ***Description***	***2013 Stub Year Actual***	***2014 Actual***	***2015 Actual***	***2016 Amended Budget***	***2017 Budget***
EXPENDITURES					
DIVISION: WATER ADMINISTRATION (803)					
PERSONNEL SERVICES					
80808031 - 409000 SALARIES	125,728	252,215	294,538	292,967	298,499
80808031 - 410100 OVERTIME	0	451	1,305	1,000	0
80808031 - 410500 PENSION CONTRIBUTION	13,902	30,092	35,766	38,280	37,012
80808031 - 410700 FICA/MEDICARE	9,379	18,473	22,026	22,648	23,076
80808031 - 411100 LIFE INSURANCE	438	708	768	760	855
80808031 - 411200 MEDICAL INSURANCE	23,004	53,560	63,720	68,640	72,800
80808031 - 411220 VSP INSURANCE PREMIUMS	1,600	2,400	1,400	0	0
80808031 - 411500 SERVICE RECOGNITION	765	1,932	2,043	2,085	2,150
80808031 - 411600 EMPLOYEE RELOCATION	0	7,500	0	0	0
Total:	**$ 174,816**	**$ 367,332**	**$ 421,566**	**$ 426,380**	**$ 434,392**
OPERATING EXPENSES					
80808032 - 408899 MISC EXPENSE	0	0	100,000	0	0
80808032 - 411300 TO EMPL BENEFETS-UNEMPLOYMENT	120	36	348	84	84
80808032 - 420100 ADVERTISING	15,861	9,137	1,182	1,000	500
80808032 - 420200 PRINTING AND BINDING	25	822	324	1,000	500
80808032 - 421700 SERV TO MAINT COMM EQUIP	0	0	2,148	2,007	1,004
80808032 - 423000 IT SERVICES	30,144	46,092	107,532	92,803	95,691
80808032 - 423300 TELEPHONE	550	1,041	1,139	1,200	1,200
80808032 - 424100 CONFERENCES & TRAVEL	186	6,323	3,477	6,500	6,000
80808032 - 424300 MOTOR VEHICLE EXPENSES	296	396	1,956	372	372
80808032 - 424500 POSTAGE	1,497	194	224	150	200
80808032 - 424700 COMPUTER SOFTWARE	0	299	19,999	1,000	0
80808032 - 425000 GENERAL FUND ADMIN FEE	422,864	673,692	723,348	743,244	692,136
80808032 - 426500 MEDICAL EXPENSES	0	0	0	100	0
80808032 - 427100 TEMP AGENCY SERVICES	4,910	14,248	372	2,000	0
80808032 - 427600 CAR WASHING FEES	0	0	0	25	25
80808032 - 428000 PROFESSIONAL SERVICES	0	24,553	0	0	58,644
80808032 - 428400 MEMBERSHIP FEES	376	506	784	700	700
80808032 - 428500 RECEPTION & ENTERTAINMENT	32	0	0	0	0
80808032 - 428800 RENTAL-COPY MACHINE	0	0	582	1,440	1,440
80808032 - 429300 PAYMENT IN LIEU OF TAXES	632,780	625,908	763,709	1,031,420	1,481,517
80808032 - 430200 PUBLICATIONS	0	0	40	200	100
80808032 - 430800 PERSONAL SAFETY GEAR	0	0	125	125	0
80808032 - 431000 FUEL EXPENSE	198	592	224	301	337
80808032 - 434500 OFFICE SUPPLIES	886	1,597	341	1,000	650
80808032 - 435700 EMPLOYEE RECOG SUPPLIES	1,527	909	840	1,300	300
80808032 - 436500 COMPUTER FORMS/ SUPPLIES	150	0	0	2,000	0
80808032 - 441504 GENERAL FUND PURCHASING	55,584	63,780	81,744	85,512	98,808
80808032 - 441505 GENERAL FUND ENGINEERING	70,344	101,676	96,648	114,696	117,600
80808032 - 441506 GENERAL FUND HUMAN RES	30,368	46,920	36,000	37,044	37,440
80808032 - 441507 GENERAL FUND BLDG INSPECTIONS	64,872	100,056	193,956	190,500	191,256
80808032 - 442300 RISK MANAGEMENT INSURANCE	26,784	36,792	40,140	39,252	39,252
80808032 - 442600 COLLISION DEDUCTIBLE	0	763	0	0	0
80808032 - 443900 GENERAL FUND BILLING	346,952	607,116	651,828	677,532	746,676
80808032 - 445910 TRANSFER TO WATER CAPITAL	750,000	0	0	1,591,812	3,200,000
80808032 - 449200 TAX & INSURANCE PAYMENTS	47,274	9,817	15,857	16,000	17,000
80808032 - 449900 SMALL CAPITAL ITEMS	12,529	3,136	164	1,000	0
Total:	**$ 2,517,110**	**$ 2,376,401**	**$ 2,845,030**	**$ 4,643,319**	**$ 6,789,432**
Division Total:	**$ 2,691,927**	**$ 2,743,733**	**$ 3,266,596**	**$ 5,069,699**	**$ 7,223,824**

Fund Name	*Water Management Operating*	***Fund Number***	*80*

(Whole $)						
	Description	***2013 Stub Year Actual***	***2014 Actual***	***2015 Actual***	***2016 Amended Budget***	***2017 Budget***
EXPENDITURES						
DIVISION: WATER SERVICES (804)						
	PERSONNEL SERVICES					
80808041 - 409000	SALARIES	613,360	929,140	1,034,478	1,167,594	1,173,301
80808041 - 410100	OVERTIME	28,119	41,787	46,964	48,000	48,000
80808041 - 410200	TEMPORARY SALARIES	0	224	0	0	0
80808041 - 410500	PENSION CONTRIBUTION	72,077	120,976	133,961	159,013	151,607
80808041 - 410700	FICA/MEDICARE	47,373	72,533	81,243	94,080	94,523
80808041 - 411100	LIFE INSURANCE	1,120	1,415	1,615	1,771	2,214
80808041 - 411200	MEDICAL INSURANCE	168,216	232,383	293,461	360,360	382,200
80808041 - 411500	SERVICE RECOGNITION	4,169	7,186	6,987	14,205	14,290
	Total:	**$ 934,433**	**$ 1,405,644**	**$ 1,598,711**	**$ 1,845,023**	**$ 1,866,135**
	OPERATING EXPENSES					
80808042 - 411300	TO EMPL BENEFETS-UNEMPLOYMENT	664	10,452	2,004	456	456
80808042 - 420200	PRINTING AND BINDING	0	757	0	0	0
80808042 - 420300	GRAPHIC REPRODUCTIONS	0	0	0	100	0
80808042 - 421400	SERVICE- OTHER EQUIP	0	0	0	300	0
80808042 - 421700	SERV TO MAINT COMM EQUIP	1,157	1,598	7,752	12,242	12,242
80808042 - 423000	IT SERVICES	88,769	135,720	143,364	170,139	175,432
80808042 - 423100	ELECTRICITY	6,248	6,761	6,758	8,500	8,000
80808042 - 423200	NATURAL GAS	0	5,111	3,643	6,000	5,500
80808042 - 423300	TELEPHONE	3,211	5,204	5,089	6,000	6,200
80808042 - 423400	WATER	355	630	488	600	650
80808042 - 423900	BANKING SERVICES	250	250	0	250	250
80808042 - 424000	TRAINING SCHOOL EXPENSES	160	30	105	1,000	500
80808042 - 424100	CONFERENCES & TRAVEL	200	445	1,097	3,000	1,000
80808042 - 424300	MOTOR VEHICLE EXPENSES	88,040	139,572	170,424	290,040	290,040
80808042 - 424500	POSTAGE	1,079	1,359	3,282	3,500	1,800
80808042 - 424700	COMPUTER SOFTWARE	900	4,953	518	4,500	1,500
80808042 - 425200	EMERG WATERMAIN REPAIRS	18,539	42,935	22,459	40,000	30,000
80808042 - 425300	RECORDING FEES	-360	-30	0	0	0
80808042 - 426400	LANDFILL SERVICES	0	1,165	0	15,000	0
80808042 - 427100	TEMP AGENCY SERVICES	79,423	190,429	135,009	45,000	0
80808042 - 428000	PROFESSIONAL SERVICES	185,938	153,170	138,740	190,000	150,000
80808042 - 428025	AMI EXPENSES	0	26,588	11,252	40,000	40,000
80808042 - 428050	CONTRACTED STREET REPAIRS	3,268	19,881	2,795	80,000	15,000
80808042 - 428400	MEMBERSHIP FEES	0	382	621	600	700
80808042 - 428800	RENTAL-COPY MACHINE	1,208	559	795	2,170	2,170
80808042 - 428900	RENTAL - EQUIPMENT	0	0	0	300	0
80808042 - 430200	PUBLICATIONS	262	618	262	380	0
80808042 - 430400	CLOTHING	0	0	0	300	100
80808042 - 430700	GENERAL SAFETY GEAR	894	1,024	572	1,200	800
80808042 - 430800	PERSONAL SAFETY GEAR	1,316	2,610	3,413	3,800	3,200
80808042 - 431000	FUEL EXPENSE	36,286	66,978	41,629	51,000	38,222
80808042 - 431200	JANITORIAL SUPPLIES	200	364	817	700	500
80808042 - 431900	MATERIAL - MAINT WATERMAIN	65,639	117,590	113,297	137,000	110,000
80808042 - 432200	MATERIAL - STREET CUTS	0	0	37,166	57,000	39,000
80808042 - 432800	MATERIALS - EQUIPMENT	1,274	876	1,569	2,500	1,000
80808042 - 433400	MATERIAL - WATER METERS	70,498	71,306	54,732	65,000	25,000
80808042 - 434000	MINOR EQUIP & TOOLS	1,019	7,605	5,944	5,500	3,500
80808042 - 434500	OFFICE SUPPLIES	913	2,632	2,423	2,700	1,340

Fund Name	*Water Management Operating*	*Fund Number*	*80*

(Whole $) Description	2013 Stub Year Actual	2014 Actual	2015 Actual	2016 Amended Budget	2017 Budget
EXPENDITURES					
DIVISION: WATER SERVICES (804)					
OPERATING EXPENSES					
80808042 - 435700 EMPLOYEE RECOG SUPPLIES	185	217	395	525	400
80808042 - 436000 TRAFFIC CONTROL SUPPLIES	2,273	504	2,584	2,000	1,500
80808042 - 441600 REIMBURSE GEN FUND STREET CUTS	143,773	371,442	259,192	268,000	233,000
80808042 - 442300 RISK MANAGEMENT INSURANCE	147,328	202,440	220,776	225,684	225,684
80808042 - 442600 COLLISION DEDUCTIBLE	792	0	0	1,000	1,000
80808042 - 449900 SMALL CAPITAL ITEMS	945	2,212	4,305	4,000	2,000
80808042 - 455200 VEHICLE LEASE PAYMENT	3,572	11,118	12,443	12,443	12,443
Total:	$ 956,221	$ 1,607,458	$ 1,417,713	$ 1,760,429	$ 1,440,129
Division Total:	$ 1,890,654	$ 3,013,102	$ 3,016,423	$ 3,605,452	$ 3,306,264
DIVISION: WATER DEBT SERV-SWTP (808)					
OPERATING EXPENSES					
80808082 - 440900 PRINCIPAL PAYMENTS	0	0	0	4,022,120	5,278,990
80808082 - 440900 INTEREST PAYMENTS	0	0	0	2,764,588	3,531,241
80808082 - 441100 FISCAL FEES	0	0	0	0	2,000
80808082 - 444100 DEBT SERVICE FUNDING	5,041,703	5,302,600	6,807,162	4,702	0
Division Total:	$ 5,041,703	$ 5,302,600	$ 6,807,162	$ 6,791,410	$ 8,812,231
DIVISION: WATER DEBT-NITRATE FACILITY (809)					
OPERATING EXPENSES					
80808092 - 440900 PRINCIPAL PAYMENTS	373,620	384,553	395,805	407,387	419,307
80808092 - 441000 INTEREST PAYMENT	110,738	99,805	88,553	76,971	65,051
Division Total:	$ 484,358	$ 484,358	$ 484,358	$ 484,358	$ 484,358
DIVISION: WATER DS-SWTP MAIN&FRANKLN TNK					
OPERATING EXPENSES					
808080B2 - 440900 PRINCIPAL PAYMENTS	166,551	345,105	361,681	361,681	361,681
Division Total:	$ 166,551	$ 345,105	$ 361,681	$ 361,681	$ 361,681
DIVISION: WATER DS-ENERGY PROJECT					
OPERATING EXPENSES					
808080C2 - 425400 FISCAL AGENT FEES	0	0	500	0	0
808080C2 - 440900 PRINCIPAL PAYMENTS	0	147,432	610,881	642,538	621,791
808080C2 - 441000 INTEREST PAYMENT	149,318	597,270	584,369	562,462	505,841
Division Total:	$ 149,318	$ 744,703	$ 1,195,750	$ 1,205,000	$ 1,127,632
Fund Expense Total:	$ 14,255,229	$ 17,947,532	$ 21,058,797	$ 23,996,998	$ 27,624,056
Surplus / (Deficit)	$ (2,240,784)	$ 2,547,732	$ 4,965,269	$ 3,821,906	$ 988,108
Beginning Cash Balance	$ 2,816,016	$ 580,599	$ 3,768,276	$ 7,843,451	$ 5,500,000
Balance Sheet Adjustments	$ 5,367	$ 639,945	$ (890,094)	$ (6,165,357)	$ 100,000
Ending Cash Balance	$ 580,599	$ 3,768,276	$ 7,843,451	$ 5,500,000	$ 6,588,108

Authorized Headcount Staffing	2013 Stub Year Budget	2014 Budget	2015 Budget	2016 Budget	2017 Budget
Management Staff					
Management Staff FTE's	8	8	9	9	9
Bargaining Staff					
AFSCME	37	37	37	37	37
Police		-	-	-	-
Fire		-	-	-	-
Bargaining Staff FTE's	37	37	37	37	37
Total Authorized Headcount	45	45	46	46	46

Fund Name	*Water Capital*	***Fund Number***	*81*

Fund Description & Purpose

Accounts for financial resources used for capital investment in the City water system.

	(Whole $) Description	*2013 Stub Year Actual*	*2014 Actual*	*2015 Actual*	*2016 Amended Budget*	*2017 Budget*
REVENUE						
	INTERGOV REVENUES					
8180810 - 302106	FEDERAL GRANTS	0	0	0	0	0
8180810 - 302107	STATE GRANTS OR OTHER	0	221,489	0	0	0
	Total:	**$ 0**	**$ 221,489**	**$ 0**	**$ 0**	**$ 0**
	INVESTMENTS					
8180810 - 307101	INTEREST INCOME	259	804	1,645	1,980	3,000
8180810 - 307141	INVESTEMENT INCOME	0	0	87	0	0
	Total:	**$ 259**	**$ 804**	**$ 1,732**	**$ 1,980**	**$ 3,000**
	OTHER INCOME					
8180810 - 308802	SALE OF CITY PROPERTY	0	1,500	0	0	0
8180810 - 308812	ADM COST SHARE	2,500,000	569,568	319,482	1,000,000	1,000,000
8180810 - 308890	REIMBURSEMENT OF EXPENSE	0	11,924	0	0	0
8180810 - 309900	BOND OR NOTE PROCEEDS	17,212,394	0	0	0	0
8180810 - 309903	IEPA LOAN	0	77,714	0	0	0
	Total:	**$ 19,712,394**	**$ 660,706**	**$ 319,482**	**$ 1,000,000**	**$ 1,000,000**
	TRANSFERS FROM					
8180810 - 306703	TRANSFER FR WATER	750,000	0	0	1,591,812	3,200,000
	Fund Revenue Total:	**$ 20,462,653**	**$ 882,998**	**$ 321,214**	**$ 2,593,792**	**$ 4,203,000**

Fund Name	*Water Capital*	***Fund Number***	*81*

(Whole $)						
	Description	***2013 Stub Year Actual***	***2014 Actual***	***2015 Actual***	***2016 Amended Budget***	***2017 Budget***
EXPENDITURES						
DIVISION: WATER NON LAKE CAPITAL (811)						
	OPERATING EXPENSES					
81808112 - 423700	ARCH & ENGINEERING SERVICES	0	108,371	1,629	50,000	10,000
81808112 - 447200	ISSUANCE COSTS	75,000	0	0	0	0
	Total:	**$ 75,000**	**$ 108,371**	**$ 1,629**	**$ 50,000**	**$ 10,000**
	WATER CAPITAL PROJECTS					
81808118 - 428000	PROFESSIONAL SERVICES	0	0	0	266,000	266,000
81808118 - 451000	AUTOMOTIVE EQUIPMENT	0	0	0	0	188,236
81808118 - 452000	OTHER EQUIPMENT	0	38,122	359,996	0	102,694
81808118 - 470800	ENERGY CONSERVATION PROJECT	10,600,191	5,400,000	0	0	0
81808118 - 486300	WATER DIST SYSTM LEAK DET SURV	0	27,271	28,083	37,000	35,000
81808118 - 486600	WATER STORAGE TANK - SO	0	0	0	0	0
81808118 - 486700	WATER MAIN EXTENSIONS	0	0	0	0	0
81808118 - 486900	WILLIAM ST PUMP STATION	0	0	41	600,000	0
81808118 - 488800	WATER MAIN REPLACEMENTS	48,947	268,540	944,586	1,200,000	2,337,984
81808118 - 497000	WATER SYSTEM IMPROVEMENTS	0	0	0	0	0
81808118 - 497500	SWTP WATER MAIN EXT	0	117,441	0	0	0
81808118 - 499200	SWTP IMPROVEMENTS	23,305	42,697	60,299	1,680,000	1,006,057
	Total:	**$ 10,672,443**	**$ 5,894,072**	**$ 1,393,006**	**$ 3,783,000**	**$ 3,935,971**
	Division Total:	**$ 10,747,443**	**$ 6,002,443**	**$ 1,394,635**	**$ 3,833,000**	**$ 3,945,971**
DIVISION: WATER LAKE CAPITAL (812)						
	OPERATING EXPENSES					
81808122 - 423700	ARCH & ENGINEERING SERVICES	84,858	10,915	9,276	75,000	13,025
	WATER CAPITAL PROJECTS					
81808128 - 485000	STORM WATER IMPROVEMENTS	0	0	201,065	113,935	118,403
81808128 - 485600	EPA NONPOINT SOURCE	0	0	19,841	25,000	25,000
81808128 - 485650	LAKE LANDSCAPE MAINTENANCE	0	0	0	0	0
81808128 - 485660	LAKEFRONT DEVELOPMENT	0	104,148	145,774	150,000	0
81808128 - 485900	DREDGING	76,998	0	0	0	0
81808128 - 486200	SEDIMENT CONTROL	0	263,485	3,540	35,000	35,000
81808128 - 488200	LAKE DECATUR DAM REPAIRS	79,645	0	0	0	0
81808128 - 488900	ADDITIONAL WATER SUPPLY	0	207,441	0	0	0
	Total:	**$ 156,643**	**$ 575,074**	**$ 370,220**	**$ 323,935**	**$ 178,403**
	Division Total:	**$ 241,501**	**$ 585,989**	**$ 379,496**	**$ 398,935**	**$ 191,428**
	Fund Expense Total:	**$ 10,988,944**	**$ 6,588,431**	**$ 1,774,131**	**$ 4,231,935**	**$ 4,137,399**
	Surplus / (Deficit)	**$ 9,473,709**	**$ (5,705,433)**	**$ (1,452,917)**	**$ (1,638,143)**	**$ 65,601**
	Beginning Cash Balance	**$ 0**	**$ 9,473,709**	**$ 3,768,276**	**$ 2,315,359**	**$ 1,000,000**
	Balance Sheet Adjustments				**$ 322,784**	
	Ending Cash Balance	**$ 9,473,709**	**$ 3,768,276**	**$ 2,315,359**	**$ 1,000,000**	**$ 1,065,601**

Fund Name	*DCDF*	***Fund Number***	*82*

Fund Description & Purpose

Accounts for the not-for-profit corporation which finances and subsidizes housing rehabilitation activities in the City.

	(Whole $) Description	*2013 Stub Year Actual*	*2014 Actual*	*2015 Actual*	*2016 Amended Budget*	*2017 Budget*
REVENUE						
	INTERGOV REVENUES					
8543850 - 302107	STATE GRANTS OR OTHER	0	0	22,393	0	0
	INVESTMENTS					
8245820 - 307101	INTEREST INCOME	37	66	55	0	0
	OTHER INCOME					
8245820 - 308802	SALE OF CITY PROPERTY	0	0	0	0	0
8245820 - 309992	LOAN REPAYMENT	22,848	43,139	41,217	36,000	36,000
	Total:	**$ 22,848**	**$ 43,139**	**$ 41,217**	**$ 36,000**	**$ 36,000**
	Fund Revenue Total:	**$ 22,885**	**$ 43,206**	**$ 63,665**	**$ 36,000**	**$ 36,000**
EXPENDITURES						
DIVISION: DCDF (820)						
	OPERATING EXPENSES					
82458202 - 423901	BANKING SERVICE CHARGES	44	0	0	0	0
82458202 - 424500	POSTAGE	1	125	108	150	100
82458202 - 424600	LEGAL SERVICES	56	0	10	2,000	1,500
82458202 - 424800	DEMOLITION EXPENSES	0	9,906	90,094	9,906	0
82458202 - 425300	RECORDING FEES	18	10	10	0	150
82458202 - 429900	CONTRACTUAL SERVICES	1,572	2,450	4,624	5,000	6,500
82458202 - 434500	OFFICE SUPPLIES	0	0	0	50	50
82458202 - 448100	CDBG PROGRAM INCOME	606	708	4,084	700	700
82458202 - 449200	TAX & INSURANCE PAYMENTS	6,278	6,816	9,388	6,500	9,500
82458202 - 470100	HOME PURCHASE PROGRAM	0	0	0	96,014	101,173
	Total:	**$ 8,575**	**$ 20,014**	**$ 108,318**	**$ 120,320**	**$ 119,673**
	Fund Expense Total:	**$ 8,575**	**$ 20,014**	**$ 108,318**	**$ 120,320**	**$ 119,673**
	Surplus / (Deficit)	**$ 14,311**	**$ 23,191**	**$ (44,653)**	**$ (84,320)**	**$ (83,673)**
	Beginning Cash Balance	**$ 102,874**	**$ 117,185**	**$ 140,376**	**$ 95,723**	**$ 105,000**
	Balance Sheet Adjustments				**$ 93,597**	
	Ending Cash Balance	**$ 117,185**	**$ 140,376**	**$ 95,723**	**$ 105,000**	**$ 21,327**

Fund Name	*Neighborhood Improvements*	***Fund Number***	*83*

Fund Description & Purpose

Accounts for neighborhood improvement activities and programs administrated by the Neighborhood Services Division of Development Services.

(Whole $)						
	Description	***2013 Stub Year Actual***	***2014 Actual***	***2015 Actual***	***2016 Amended Budget***	***2017 Budget***
REVENUE						
	INVESTMENTS					
8340830 - 307101	INTEREST INCOME	15	26	25	0	100
8340830 - 307141	INVESTMENT INCOME	0	0	5	0	0
	Total:	**$ 15**	**$ 26**	**$ 29**	**$ 0**	**$ 100**
	Fund Revenue Total:	**$ 15**	**$ 26**	**$ 29**	**$ 0**	**$ 100**
EXPENDITURES						
DIVISION: NEIGHBORHOOD IMPROVEMENTS (830						
	OPERATING EXPENSES					
83408302 - 448502	NEIGHBORHOOD SAFETY & CLEANUP	0	0	5,064	10,000	45,475
83408302 - 474005	NEIGHBORHOOD ACTIVITIES	7,897	1,903	903	55,000	5,000
	Total:	**$ 7,897**	**$ 1,903**	**$ 5,967**	**$ 65,000**	**$ 50,475**
	Fund Expense Total:	**$ 7,897**	**$ 1,903**	**$ 5,967**	**$ 65,000**	**$ 50,475**
	Surplus / (Deficit)	**$ (7,882)**	**$ (1,877)**	**$ (5,938)**	**$ (65,000)**	**$ (50,375)**
	Beginning Cash Balance	**$ 83,070**	**$ 75,188**	**$ 73,312**	**$ 67,374**	**$ 52,000**
	Balance Sheet Adjustments				**$ 49,626**	
	Ending Cash Balance	**$ 75,188**	**$ 73,312**	**$ 67,374**	**$ 52,000**	**$ 1,625**

Fund Name	*Urban Revitalization*	***Fund Number***	*84*

Fund Description & Purpose

Account for the revenues derived from liquor and video gaming licensing for the purpose to defray the expense of Urban Revitalization investment, including property demolition, land banking, and other property recovery programs.

	(Whole $) Description	*2013 Stub Year Actual*	*2014 Actual*	*2015 Actual*	*2016 Amended Budget*	*2017 Budget*
REVENUE						
	INVESTMENTS					
8445840 - 307101	INTEREST INCOME	0	0	0	0	0
	PERMITS AND LICENSES					
8445840 - 304304	LIQUOR LICENSES	0	0	0	509,000	0
8445840 - 304307	AMUSEMENT DEVISE LICENSE	0	0	0	268,000	0
	Total:	**$ 0**	**$ 0**	**$ 0**	**$ 777,000**	**$ 0**
	Fund Revenue Total:	**$ 0**	**$ 0**	**$ 0**	**$ 777,000**	**$ 0**
EXPENDITURES						
DIVISION: URBAN REVITALIZATION (840)						
	OPERATING EXPENSES					
84458402 - 424800	DEMOLITION EXPENSES	0	0	0	400,000	0
84458402 - 428000	PROFESSIONAL SERVICES	0	0	0	27,000	0
84458402 - 491250	RESIDENTIAL REHAB	0	0	0	150,000	0
	Total:	**$ 0**	**$ 0**	**$ 0**	**$ 577,000**	**$ 0**
	CAPITAL ASSETS					
84458405 - 450100	LAND ACQUISITION	0	0	0	200,000	0
	Total:	**$ 0**	**$ 0**	0	**$ 200,000**	0
	Fund Expense Total:	**$ 0**	**$ 0**	**$ 0**	**$ 777,000**	**$ 0**
	Surplus / (Deficit)	**$ 0**	**$ 0**	**$ 0**	**$ 0**	**$ 0**
	Beginning Cash Balance	**$ -**	**$ 0**	**$ 0**	**$ 0**	**$ 0**
	Balance Sheet Adjustments					
	Ending Cash Balance	**$ 0**	**$ 0**	**$ 0**	**$ 0**	**$ 0**

Fund Name	*Grants*	***Fund Number***	*85*

Fund Description & Purpose

Accounts for the cash receipts and expenditures incurred for grant monies received from the federal government.

(Whole $)						
	Description	***2013 Stub Year Actual***	***2014 Actual***	***Actual***	***2016 Amended Budget***	***2017 Budget***
REVENUE						
	INTERGOV REVENUES					
8543850 - 302107	STATE GRANTS OR OTHER	0	138,820	0	200,000	0
8543850 - 302117	HPRP GRANT	0	0	0	0	0
8543850 - 302118	USEPA HAZARDOUS SUBSTANCES	6,733	87,382	76,587	0	0
8543850 - 302119	USEPA PETROLEUM PRODUCTS	60,728	91,544	14,967	0	0
	Fund Revenue Total:	**$ 67,461**	**$ 317,746**	**$ 91,554**	**$ 200,000**	**$ 0**
EXPENDITURES						
DIVISION: MISC GRANTS (850)						
	OPERATING EXPENSES					
85438502 - 423904	MISCELLANEOUS GRANT EXP	0	63,820	68,046	222,310	0
	Division Total:	**$ 0**	**$ 63,820**	**$ 68,046**	**$ 222,310**	**$ 0**
DIVISION: USEPA HAZARDOUS SUBSTANCES (854)						
	OPERATING EXPENSES					
85438542 - 424100	TRAVEL	1,558	0	0	0	0
85438542 - 429900	CONTRACTUAL SERVICES	5,175	87,382	76,587	0	0
	Total:	**$ 6,733**	**$ 87,382**	**$ 76,587**	**$ 0**	**$ 0**
	Division Total:	**$ 6,733**	**$ 87,382**	**$ 76,587**	**$ 0**	**$ 0**
DIVISION: USEPA PETROLEUM PRODUCTS (855)						
	OPERATING EXPENSES					
85438552 - 429900	CONTRACTUAL SERVICES	60,728	91,544	14,967.17	0	0
	Total:	**$ 60,728**	**$ 91,544**	**$ 14,967**	**$ 0**	**$ 0**
	Division Total:	**$ 60,728**	**$ 91,544**	**$ 14,967**	**$ 0**	**$ 0**
	Fund Expense Total:	**$ 67,461**	**$ 242,746**	**$ 159,600**	**$ 222,310**	**$ 0**
	Surplus / (Deficit)	**$ 0**	**$ 75,000**	**$ (68,046)**	**$ (22,310)**	**$ 0**

Beginning Cash Balance	**$ -**	**$ 0**	**$ 75,000**	**$ 6,954**	**$ 7,500**
Balance Sheet Adjustments				**$ 22,856**	
Ending Cash Balance	**$ 0**	**$ 75,000**	**$ 6,954**	**$ 7,500**	**$ 7,500**

City of Decatur, Illinois
2017 Budget
Fund Statement of Activity

Fund Name	*Water Debt Service*	***Fund Number***	*86*
Fund Description & Purpose	*Debt service reserve fund for Water Utility debt service payments.*		

(Whole $)

Description	***2013 Stub Year Actual***	***2014 Actual***	***2015 Actual***	***2016 Amended Budget***	***2017 Budget***
REVENUE					
Fund Revenue Total:	$ 0	$ 0	$ 0	$ 0	$ 0
EXPENDITURES					
Fund Expense Total:	$ 0	$ 0	$ 0	$ 0	$ 0
Surplus / (Deficit)	$ 0	$ 0	$ 0	$ 0	$ 0
Beginning Cash Balance	$ -	$ 0	$ 0	$ 0	$ 9,700,000
Balance Sheet Adjustments				$ 9,700,000	
Ending Cash Balance	$ 0	$ 0	$ 0	$ 9,700,000	$ 9,700,000

Fund Name	*Recycling Program Operations*	***Fund Number***	*88*

Fund Description & Purpose

Accounts for the operating of the City wide residential recycling program.

	(Whole $) Description	*2013 Stub Year Actual*	*2014 Actual*	*2015 Actual*	*2016 Amended Budget*	*2017 Budget*
REVENUE						
	CHARGES FOR SERVICE					
8845880 - 303700	RECYCLING FEES	516,236	688,218	698,743	709,284	681,800
	INVESTMENTS					
8845880 - 307101	INTEREST INCOME	37	19	35	0	0
8845880 - 307141	INVESTMENT INCOME	0	0	4	0	0
	Total:	**$ 37**	**$ 19**	**$ 40**	**$ 0**	**$ 0**
	OTHER INCOME					
8845880 - 308806	SALE OF RECYCLING BINS	51	0	108	0	0
	Fund Revenue Total:	**$ 516,324**	**$ 688,237**	**$ 698,891**	**$ 709,284**	**$ 681,800**
EXPENDITURES						
DIVISION: RECYCLING (880)						
	OPERATING EXPENSES					
88458802 - 425000	GENERAL FUND ADMIN FEE	15,640	17,052	16,884	16,392	16,464
88458802 - 428000	PROFESSIONAL SERVICES	0	0	214	320	0
88458802 - 429910	RECYCLING FEES	359,121	536,472	534,844	601,809	598,500
88458802 - 430000	RECYCLING BINS	0	55,796	21,028	24,657	21,000
88458802 - 430100	DELIVERY OF RECYCLING BINS	1,894	4,012	3,892	4,319	3,000
88458802 - 441504	GENERAL FUND PURCHASING	3,128	3,060	7,116	4,812	6,060
88458802 - 443900	GENERAL FUND BILLING	12,488	19,068	20,448	19,236	19,212
	Total:	**$ 392,270**	**$ 635,460**	**$ 604,426**	**$ 671,545**	**$ 664,236**
	Fund Expense Total:	**$ 392,270**	**$ 635,460**	**$ 604,426**	**$ 671,545**	**$ 664,236**
	Surplus / (Deficit)	**$ 124,054**	**$ 52,777**	**$ 94,466**	**$ 37,739**	**$ 17,564**
	Beginning Cash Balance	**$ 194,183**	**$ 68,237**	**$ 71,013.49**	**$ 65,479**	**$ 115,000**
	Balance Sheet Adjustments	**$ (250,000)**	**$ (50,000)**	**$ (100,000)**	**$ 11,782**	**$ (100,000)**
	Ending Cash Balance	**$ 68,237**	**$ 71,013**	**$ 65,479**	**$ 115,000**	**$ 32,564**

Note(s)

1 *Recycling Fund borrowed $500,000 from the Water Fund in fiscal 2012 to finance acquisition of Recycling Bins*
2 *A balance of $100,000 remains due and outstanding to the Water Fund as of December 31, 2016*
3 *Recycling Fund will repay the Water Fund balance of $100,000 in fiscal 2017 if sufficient funds are available*

Fund Name	*Water Construction Bond*	***Fund Number***	*89*

Fund Description & Purpose

Accounts for capital improvements that are financed by the proceeds from the issuance of Bonds.

(Whole $)						
	Description	***2013 Stub Year Actual***	***2014 Actual***	***2015 Actual***	***2016 Amended Budget***	***2017 Budget***
REVENUE						
	OTHER INCOME					
8943890 - 307101	INTEREST INCOME	0	5,517	4,947	4,325	10,000
8943890 - 307141	INVESTMENT INCOME	0	0	1,578	0	0
8943890 - 307341	GAIN/LOSS ON INVESTMENTS	0	0	-4,227	0	0
8943890 - 309900	BOND OR NOTE PROCEEDS	0	25,202,123	24,378,300	0	0
	Total:	**$ 0**	**$ 25,207,640**	**$ 24,380,598**	**$ 4,325**	**$ 10,000**
	Fund Revenue Total:	**$ 0**	**$ 25,207,640**	**$ 24,380,598**	**$ 4,325**	**$ 10,000**
EXPENDITURES						
DIVISION: WATER BONDS (890)						
	OPERATING EXPENSES					
89438902 - 428000	PROFESSIONAL SERVICES	0	0	0	0	0
89438902 - 447200	BOND ISSUANCE COSTS	0	312,595	375,785	0	0
89438902 - 485900	DREDGING	0	10,693,864	20,809,258	18,899,615	25,000,000
89438902 - 488900	ADDITIONAL WATER SUPPLY	0	0	0	0	0
89438902 - 489070	STREETS	0	187,655	0	0	0
	Total:	**$ 0**	**$ 11,194,114**	**$ 21,185,043**	**$ 18,899,615**	**$ 25,000,000**
	Fund Expense Total:	**$ 0**	**$ 11,194,114**	**$ 21,185,043**	**$ 18,899,615**	**$ 25,000,000**
	Surplus / (Deficit)	**$ 0**	**$ 14,013,526**	**$ 3,195,554**	**$ (18,895,290)**	**$ (24,990,000)**
	Beginning Cash Balance	**$ -**	**$ 0**	**$ 14,013,526**	**$ 17,209,080**	**$ 25,603,802**
	Balance Sheet Adjustments				**$ 27,290,012**	
	Ending Cash Balance	**$ 0**	**$ 14,013,526**	**$ 17,209,080**	**$ 25,603,802**	**$ 613,802**

Fund Name	*Fire Pension*	***Fund Number***	*90*

Fund Description & Purpose

This fiducuary fund is used to account for assets held by the City in a trustee capacity on behalf of the City of Decatur Firefighter Pension Fund. This fund accounts for activities as prescribed by the statutes of the State of Illinois.

	(Whole $) Description	*2013 Stub Year Actual*	*2014 Actual*	*2015 Actual*	*2016 Amended Budget*	*2017 Budget*
REVENUE						
	INVESTMENTS					
9047900 - 307101	INTEREST INCOME	574,744	732,538	695,082	2,400,000	2,700,000
9047900 - 307136	STOCK INCOME	589,499	795,460	812,494	0	0
9047900 - 307301	INVESTMENT TRADES	2,013,858	2,438,535	2,450,941	0	0
	Total:	**$ 3,178,100**	**$ 3,966,533**	**$ 3,958,517**	**$ 2,400,000**	**$ 2,700,000**
	OTHER INCOME					
9047900 - 308899	CELLANEOUS INCOME	2,385	0	2,601	0	0
	PAYROLL TRANSFERS					
9047900 - 306600	PAYROLL DEDUCTIONS	523,930	809,470	845,127	843,700	870,000
	TRANSFERS FROM					
9047900 - 306702	GENERAL FUND PENSION CONTR	3,806,762	4,232,824	4,265,438	4,984,662	5,187,654
	Fund Revenue Total:	**$ 7,511,177**	**$ 9,008,827**	**$ 9,071,682**	**$ 8,228,362**	**$ 8,757,654**
EXPENDITURES						
DIVISION: FIRE PENSION (900)						
	OPERATING EXPENSES					
90479002 - 408899	MISC EXPENSE	0	0	339	0	0
90479002 - 423801	ACCOUNTING SERVICES EXTERNAL	16,600	25,617	26,715	30,000	30,000
90479002 - 424100	CONFERENCES & TRAVEL	1,069	1,926	1,242	3,000	3,000
90479002 - 424500	POSTAGE	515	2,508	824	1,200	1,000
90479002 - 424600	LEGAL SERVICES	1,200	1,600	1,600	2,000	9,000
90479002 - 425000	GENERAL FUND ADMIN FEE	13,320	20,652	22,392	24,732	24,492
90479002 - 425300	RECORDING FEES	8,000	8,000	8,000	80,000	80,000
90479002 - 425400	FISCAL AGENT FEES	79,168	120,436	128,873	120,000	120,000
90479002 - 426200	INVESTMENT FEES	0	-542	274	0	0
90479002 - 426600	PHYSICAL EXAM FEES	2,800	1,400	5,240	1,400	10,000
90479002 - 434500	OFFICE SUPPLIES	0	0	0	0	0
90479002 - 442301	FIDUCIARY INSURANCE	-46	0	0	0	0
90479002 - 443500	PENSION PAYMENTS	4,193,482	6,705,757	7,030,555	7,400,000	7,410,000
90479002 - 447000	REFUND OF PENSIONS	0	37,787	0	50,000	50,000
90479002 - 447600	SECRETARY EXPENSES	3,200	4,800	4,800	3,200	4,800
	Total:	**$ 4,319,308**	**$ 6,929,940**	**$ 7,230,854**	**$ 7,715,532**	**$ 7,742,292**
	Fund Expense Total:	**$ 4,319,308**	**$ 6,929,940**	**$ 7,230,854**	**$ 7,715,532**	**$ 7,742,292**
	Surplus / (Deficit)	**$ 3,191,868**	**$ 2,078,887**	**$ 1,840,828**	**$ 512,830**	**$ 1,015,362**
	Beginning Cash Balance	**$ 55,736,566**	**$ 58,928,435**	**$ 61,007,322**	**$ 62,848,150**	**$ 64,900,000**
	Balance Sheet Adjustments				**$ 1,539,020**	
	Ending Cash Balance	**$ 58,928,435**	**$ 61,007,322**	**$ 62,848,150**	**$ 64,900,000**	**$ 65,915,362**

Fund Name	*Police Pension*	***Fund Number***	*91*

Fund Description & Purpose

This fiducuary fund is used to account for assets held by the City in a trustee capacity on behalf of the City of Decatur Police Pension Fund. This fund accounts for activities as prescribed by the statutes of the State of Illinois.

	(Whole $) Description	*2013 Stub Year Actual*	*2014 Actual*	*2015 Actual*	*2016 Amended Budget*	*2017 Budget*
REVENUE						
	INVESTMENTS					
9146910 - 307101	INTEREST INCOME	935,408	1,414,173	1,112,201	2,700,000	3,000,000
9146910 - 307136	STOCK INCOME	1,033,119	368,025	3,335,186	0	0
9146910 - 307301	INVESTMENT TRADES	726,705	3,808,655	4,567,735	0	0
	Total:	**$ 2,695,233**	**$ 5,590,853**	**$ 9,015,123**	**$ 2,700,000**	**$ 3,000,000**
	OTHER INCOME					
9146910 - 308899	MISCELLANEOUS INCOME	202	1,967	545	0	0
	PAYROLL TRANSFERS					
9146910 - 306600	PAYROLL DEDUCTIONS	767,235	1,186,684	1,240,308	1,289,000	1,320,000
	TRANSFERS FROM					
9146910 - 306702	GENERAL FUND PENSION CONTR	3,666,579	4,277,221	4,229,151	4,179,535	4,479,129
	Fund Revenue Total:	**$ 7,129,249**	**$ 11,056,725**	**$ 14,485,127**	**$ 8,168,535**	**$ 8,799,129**
EXPENDITURES						
DIVISION: POLICE PENSION (910)						
	OPERATING EXPENSES					
91469102 - 423801	ACCOUNTING SERVICES EXTERNAL	18,400	22,418	26,794	30,000	30,000
91469102 - 424500	POSTAGE	497	836	822	900	1,000
91469102 - 424600	LEGAL SERVICES	9,300	11,130	17,874	27,000	27,000
91469102 - 425000	GENERAL FUND ADMIN FEE	13,840	21,828	22,056	24,168	25,908
91469102 - 425300	RECORDING FEES	8,000	8,000	8,000	8,000	8,000
91469102 - 425400	FISCAL AGENT FEES	130,577	192,202	179,944	216,000	216,000
91469102 - 428400	MEMBERSHIP FEES	0	775	795	775	775
91469102 - 442301	FIDICIARY INSURANCE	0	0	0	0	9,400
91469102 - 443500	PENSION PAYMENTS	3,928,210	6,082,154	6,701,029	7,312,500	7,282,000
91469102 - 447000	REFUND OF PENSIONS	152,790	20,784	123,694	10,000	10,000
91469102 - 447600	SECRETARY EXPENSES	0	0	0	0	6,000
	Total:	**$ 4,261,614**	**$ 6,360,127**	**$ 7,081,008**	**$ 7,629,343**	**$ 7,616,083**
	Fund Expense Total:	**$ 4,261,614**	**$ 6,360,127**	**$ 7,081,008**	**$ 7,629,343**	**$ 7,616,083**
	Surplus / (Deficit)	**$ 2,867,634**	**$ 4,696,598**	**$ 7,404,118**	**$ 539,192**	**$ 1,183,046**
	Beginning Cash Balance	**$ 70,149,016**	**$ 73,016,651**	**$ 77,713,249**	**$ 85,117,367**	**$ 85,900,000**
	Balance Sheet Adjustments				**$ 243,441**	
	Ending Cash Balance	**$ 73,016,651**	**$ 77,713,249**	**$ 85,117,367**	**$ 85,900,000**	**$ 87,083,046**